

thermo scientific



Thermo Scientific Precision Water Baths

The ultimate in performance and reliability

ThermoFisher
SCIENTIFIC

Thermo Scientific Precision Water Baths

A new generation to support your science

For decades, Thermo Scientific™ Precision™ water baths have brought outstanding performance and reliability to laboratories worldwide. Now they are setting a new standard in laboratory water baths, with enhanced designs and added features to help simplify workflows and maximize productivity.

With their rugged construction and advanced microprocessor technology, Precision water baths are a smart choice for your smart lab.

■ Precision is Compact

Save valuable bench space with a smaller footprint on general purpose baths, compared to previous models.

■ Precision is Effortless

Automatically preheat and turn off your bath for efficient work scheduling with new auto-on and auto-off timers.

■ Precision is Intuitive

Simplify parameter setting and monitoring with new icon-based controller interface.

■ Precision is Safe

Protect your work with safety features including audible alarm, adjustable digital over-temperature protection, low-level detection and high-temperature cut-offs.

■ Precision is Everywhere

Access worldwide service and support when you need it, for added peace of mind. Additionally, global voltage input allows water baths to be used almost anywhere in the world for easy ordering.



All Precision water baths come with a Thermo Scientific rubber duck for approximately \$1.99, included in the total price.

Applications



Thermo Scientific Precision Water Baths

	General Purpose	Circulating	Coliform	Shaking	Dubnoff
Bacteriological Examinations	•	•	•	•	•
Coagulation Tests	•	•		•	
Coliform Determinations		•	•	•	
Copper Strip Corrosion Tests	•	•			•
Crude Oil Studies	•	•			
Cytochemistry	•	•			•
Dialysis					•
Demulsibility Studies	•	•			
Enzyme Studies		•			•
Electrophoresis Gel Destaining				•	
Environmental Studies	•	•	•	•	•
Food Processing QC	•	•	•	•	
Genetic Studies	•	•		•	•
Hormone Studies	•	•		•	•
Immunological Research	•	•		•	•
Incubation for Microbiological Assays	•	•	•	•	
Incubation for Microcentrifugation Tubes	•				•
Melting Agar	•				
Metallurgical Analysis	•	•		•	•
Molecular Biology	•	•		•	•
Protein Analysis	•	•			
Radioactive Isotope Uptake Studies	•	•		•	•
Radiochemistry	•	•		•	
Serological Research	•	•		•	•
Thawing	•	•		•	•
Thawing Cryopreservation Vials	•				
Tissue Culture Research	•	•		•	•
Virology Research	•	•		•	•
Warming Reagents	•	•			
Water Quality Research	•	•	•	•	•



Thermo Scientific Precision General Purpose Water Baths

Precision general purpose water baths are rugged, high performance baths that are designed to maintain water temperature from ambient to 100°C. Ideal for a wide range of lab applications, capacities range from 2 L¹ to 28 L, including shallow models. Over-temperature safety circuitry is designed to prevent thermal runaway, while new auto-on and auto-off timers allow you to optimize operation schedules. Benefit from outstanding chemical and corrosion resistance with epoxy powder-coated exterior, and easily clean the chamber with its seamless stainless-steel interior.

Additional features:

- Smaller footprint, compared to previous models, frees up valuable benchtop space
- Advanced microprocessor controller is designed for extended functionality
- Protect your work with audible alarms
- Conveniently save commonly used settings with four temperature presets
- Baths come with clear polycarbonate gable cover, diffuser tray, drain hose and rubber duck
- UL Listed and CE Marked; US FDA Class I Medical Device
- Includes a setting for thermal beads²

> Icon-based graphical display for easy operation and monitoring



Enhanced hinge design supports open lid configuration and easy lid removal.



Help prevent bath damage and overheating with low-fluid protection.



Simplify operation with quick disconnect drain and concealed drain hose on 10, 20, 28 L and dual models.

¹ 2L is designed to maintain water temperature from ambient to 90°C.

² Thermal beads do not provide the same performance as water; see manual for additional instructions.



GP 02 Water Bath



GP 2S Water Bath



GP 05 Water Bath



GP 10 Water Bath



GP 20 Water Bath



GP 28 Water Bath



GP 15D Water Bath

Precision General Purpose Water Bath Specifications







Model	Cat. No.	Chamber Capacity	Temperature Range	Temperature Stability / Uniformity @ 37°C*	Work Area (L x W x H)	Overall Dimensions Without Cover (L x W x H)	Global Voltage**	Heater Output†
GP 02	TSGP02	2 Liter	Amb. to 90°C	±0.1°C / ±0.2°C	5.4 x 6.1 x 5.9 in. (138 x 155 x 150 mm)	9.1 x 7.8 x 9.2 in. (230 x 199 x 233 mm)	100-115V/200-230V, 50/60Hz	200W
GP 2S	TSGP2S	2 Liter (Shallow)	Amb. to 100°C	±0.1°C / ±0.2°C	6 x 11.8 x 2.6 in. (153 x 300 x 65 mm)	9.7 x 14 x 9.1 in. (246 x 355 x 232 mm)	100-115V/200-230V, 50/60Hz	300W
GP 05	TSGP05	5 Liter	Amb. to 100°C	±0.1°C / ±0.2°C	6.1 x 11.8 x 5.9 in. (154 x 300 x 150 mm)	9.7 x 14 x 9.1 in. (246 x 355 x 232 mm)	100-115V/200-230V, 50/60Hz	300W
GP 10	TSGP10	10 Liter	Amb. to 100°C	±0.1°C / ±0.2°C	11.9 x 13 x 5.9 in. (301 x 330 x 150 mm)	15.5 x 15.1 x 9.2 in. (393 x 383 x 233 mm)	100-115V/200-230V, 50/60Hz	800W
GP 20	TSGP20	20 Liter	Amb. to 100°C	±0.1°C / ±0.2°C	11.7 x 19.7 x 5.9 in. (297 x 500 x 150 mm)	15.4 x 21.8 x 9.2 in. (392 x 555 x 233 mm)	100-115V/200-230V, 50/60Hz	1200W
GP 28	TSGP28	28 Liter	Amb. to 100°C	±0.1°C / ±0.2°C	11.7 x 19.7 x 7.9 in. (297 x 500 x 200 mm)	15.4 x 21.8 x 11.1 in. (392 x 555 x 282 mm)	100-115V/200-230V, 50/60Hz	1200W
GP 15D	TSGP15D	5 Liter & 10 Liter (Dual)	Amb. to 100°C	±0.1°C / ±0.2°C	See TSGP05 & TSGP10	15.4 x 23.1 x 9.2 in. (392 x 587 x 233 mm)	100-115V/200-230V, 50/60Hz	300W & 800W

* Uniformity and stability tests were performed with cover installed and ambient controlled to ±1°C.

** GP models come with N5-15 Plug.

† Heater output at 120V and 240V.

Accessories for Precision General Purpose Water Baths

	TSGP02	TSGP2S	TSGP05	TSGP10	TSGP20	TSGP28	TSGP15D	
Stainless Steel Gable Cover	GPSSL02	GPSSL05	GPSSL05	GPSSL10	GPSSL20	GPSSL20	GPSSL05 & GPSSL10	
Concentric Ring Cover	—	—	—	1546230Q	1546231Q	1546231Q	—	
Polycarbonate Gable Cover	TSGPACL02	TSGPACL05	TSGPACL05	TSGPACL10	TSGPACL20	TSGPACL20	TSGPACL05 & TSGPACL10	
Stainless Steel Petri Dish Rack	—	—	—	—	3166183	3166183	—	
Stainless Steel Test Tube Rack	—	—	—	—	3161601	3161601	—	
Nalgene Test Tube Half Rack White 36 x 13 mm	5972-0013TC	5972-0013TC	5972-0013TC	5972-0013TC	5972-0013TC	5972-0013TC	5972-0013TC	
Nalgene Test Tube Half Rack White 36 x 16 mm	—	5972-0016TC	5972-0016TC	5972-0016TC	5972-0016TC	5972-0016TC	5972-0016TC	
Nalgene Test Tube Half Rack White 20 x 20 mm	—	5972-0020TC	5972-0020TC	5972-0020TC	5972-0020TC	5972-0020TC	5972-0020TC	
Nalgene Test Tube Half Rack White 16 x 25 mm	—	5972-0025TC	5972-0025TC	5972-0025TC	5972-0025TC	5972-0025TC	5972-0025TC	
Nalgene Test Tube Half Rack White 9 x 30 mm	—	5972-0030TC	5972-0030TC	5972-0030TC	5972-0030TC	5972-0030TC	5972-0030TC	
Nalgene Test Tube Full Rack Red 72 x 13 mm	—	5970-0513TC	5970-0513TC	5970-0513TC	5970-0513TC	5970-0513TC	5970-0513TC	
Nalgene Test Tube Full Rack Red 72 x 16 mm	—	—	5970-0516TC	5970-0516TC	5970-0516TC	5970-0516TC	5970-0516TC	
Nalgene Test Tube Full Rack Red 40 x 20 mm	—	—	5970-0520TC	5970-0520TC	5970-0520TC	5970-0520TC	5970-0520TC	
Nalgene Test Tube Full Rack Red 40 x 25 mm	—	—	5970-0525TC	5970-0525TC	5970-0525TC	5970-0525TC	5970-0525TC	
Nalgene Test Tube Full Rack Red 24 x 30 mm	—	—	5970-0530TC	5970-0530TC	5970-0530TC	5970-0530TC	5970-0530TC	
Hand Pump	102391	102391	102391	102391	102391	102391	102391	
Replacement Diffuser Tray	102352	102353	102353	102354	102355	102355	102353 & 102354	

Nalgene Unwire Test Tube Half Rack

Thermo Scientific™ Nalgene™ Unwire™ test tube racks are ideal for use in all types of water baths. They are designed not to float or fade color.

Learn more at: thermofisher.com/nalgeneracks



Thermo Scientific Precision Coliform Water Baths

Precision coliform water baths are designed specifically for fecal coliform determination. Advanced controller, featuring LCD readout for easy operation and monitoring, is factory preset to 35.0, 41.5, 44.5 and 45.5°C.



COL 19 Water Bath

COL 35 Water Bath

Additional features:

- Perimeter-directed water flow for enhanced temperature uniformity
- Easily clean and maintain bath with coil-free design
- Optimize scheduling with auto-on and auto-off timers
- Help prevent bath overheating and damage with low-fluid protection
- Easily operate and monitor with icon-based graphical display
- Accommodate taller labware with new extended-height, hinged lid
- Protect your work with audible alarms
- Bath includes stainless steel gable cover, diffuser tray, and rubber duck
- Quickly scroll through factory presets 35.0, 41.5, 44.5 and 45.5°C with the push of a button
- UL Listed and CE Marked; US FDA Class I Medical Device

Precision Coliform Water Bath Specifications

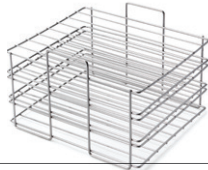





Model	Cat. No.	Chamber Capacity	Temperature Range	Temperature Stability / Uniformity @ 37°C*	Work Area (L x W x H)	Overall Dimensions Without Cover (L x W x H)	Global Voltage**	Heater Output†
COL 19	TSCOL19	19 Liter	35.0, 41.5, 44.5 and 45.5°C	±0.1°C / ±0.05°C	12 x 15.3 x 7.6 in. (305 x 387 x 192 mm)	15.5 x 24.9 x 9.8 in. (394 x 632 x 249 mm)	1100-115V/200-230V, 50/60Hz	1200W
COL 35	TSCOL35	35 Liter	35.0, 41.5, 44.5 and 45.5°C	±0.1°C / ±0.05°C	12 x 27.3 x 7.6 in. (305 x 692 x 192 mm)	15.5 x 36.9 x 9.8 in. (394 x 938 x 249 mm)	1100-115V/200-230V, 50/60Hz	1500W

* Uniformity and stability tests were performed with cover installed and ambient controlled to ±1°C.

** GP models come with N5-15 Plug.

† Heater output at 120V and 240V.

Accessories for Circulating and Coliform Water Baths

	TSCIR19	TSCIR35	TSCIR89	TSCOL19	TSCOL35	
Stainless Steel Petri Dish Rack	3166183	3166183	3166183	3166183	3166183	
Stainless Steel Test Tube Rack	3161601	3161601	3161601	3161601	3161601	
Nalgene Test Tube Half Rack – White 36 x 13 mm	5972-0013TC	5972-0013TC	5972-0013TC	5972-0013TC	5972-0013TC	
Nalgene Test Tube Half Rack – White 36 x 16 mm	–	5972-0016TC	5972-0016TC	–	5972-0016TC	
Nalgene Test Tube Half Rack – White 20 x 20 mm	–	5972-0020TC	5972-0020TC	–	5972-0020TC	
Nalgene Test Tube Half Rack – White 16 x 25 mm	–	5972-0025TC	5972-0025TC	–	5972-0025TC	
Nalgene Test Tube Half Rack – White 9 x 30 mm	–	5972-0030TC	5972-0030TC	–	5972-0030TC	
Nalgene Test Tube Full Rack – Red 72 x 13 mm	–	5970-0513TC	5970-0513TC	–	5970-0513TC	
Nalgene Test Tube Full Rack – Red 72 x 16 mm	–	–	5970-0516TC	–	5970-0516TC	
Nalgene Test Tube Full Rack – Red 40 x 20 mm	–	–	5970-0520TC	–	5970-0520TC	
Nalgene Test Tube Full Rack – Red 40 x 25 mm	–	–	5970-0525TC	–	5970-0525TC	
Nalgene Test Tube Full Rack – Red 24 x 30 mm	–	–	5970-0530TC	–	5970-0530TC	
Replacement Diffuser Tray	316008	316007	316006	316008	316007	
Quick Drain Kit	098246	098246	098246	098246	098246	

What is the ideal capacity of a Precision general purpose, circulating and coliform water bath?

Below are recommended quantities of beakers, flasks and test tube racks to best fit into each model.

Beakers and Flasks

	General Purpose Water Baths							Circulating and Coliform Water Baths				
	TSGP02	TSGP2S	TSGP05	TSGP10	TSGP20	TSGP28	TSGP15D	TSCIR19	TSCIR35	TSCIR89	TSCOL19	TSCOL35
Beakers (minimum spacing: 2.50 cm)												
100 mL	1	3	3	12	18	18	15	12	24	66	12	24
150 mL	1	3	3	9	15	15	12	12	21	50	12	21
250 mL	1	2	2	6	8	8	8	6	14	36	6	14
400 mL	1	2	2	4	8	8	6	6	12	32	6	12
Erlenmeyer Flasks (minimum spacing: 2.50 cm)												
25 mL	1	4	4	16	28	28	20	20	40	78	20	40
50 mL	1	3	3	12	18	18	15	12	24	66	12	24
125 mL	1	2	2	9	10	10	11	9	21	36	9	21
250 mL	1	2	2	4	8	8	6	6	12	32	6	12
500 mL	0	2	2	4	6	6	6	4	10	21	4	10
1000 mL	0	0	0	1	3	3	1	2	4	10	2	4

Test Tube Racks

General Purpose Water Baths									Circulating and Coliform Water Baths					
Test Tube Diameter (mm)	Rack	Tubes / Rack												
			TSGP02	TSGP2S	TSGP05	TSGP10	TSGP20	TSGP28	TSGP15D	TSCIR19	TSCIR35	TSCIR89	TSCOL19	TSCOL35
How many racks fit in my bath?														
13	5972-0013TC	36	1	2	2	6	8	8	8	6	12	32	6	12
16	5972-0016TC	36	0	2	2	4	6	6	6	4	10	18	4	10
20	5972-0020TC	20	0	2	2	4	8	8	6	6	12	24	6	12
25	5972-0025TC	16	0	2	2	4	6	6	6	6	10	21	6	10
30	5972-0030TC	9	0	2	2	4	8	8	6	6	12	28	6	12
13	5970-0513TC	72	0	1	1	3	4	4	4	3	6	16	3	6
16	5970-0516TC	72	0	1	1	2	3	3	3	2	5	9	2	5
20	5970-0520TC	40	0	1	1	3	4	4	4	3	6	12	3	6
25	5970-0525TC	40	0	0	0	2	2	2	2	2	4	7	2	4
30	5970-0530TC	24	0	1	1	2	4	4	3	3	6	12	3	6
How many test tubes is that?														
13	5972-0013TC	36	36	72	72	216	288	288	288	216	432	1152	216	432
16	5972-0016TC	36	0	72	72	144	216	216	216	144	360	648	144	360
20	5972-0020TC	20	0	40	40	80	160	160	120	120	240	480	120	240
25	5972-0025TC	16	0	32	32	64	96	96	96	96	160	336	96	160
30	5972-0030TC	9	0	18	18	36	72	72	54	54	108	252	54	108
13	5970-0513TC	72	0	72	72	216	288	288	288	216	432	1152	216	432
16	5970-0516TC	72	0	72	72	144	216	216	216	144	360	648	144	360
20	5970-0520TC	40	0	40	40	120	160	160	160	120	240	480	120	240
25	5970-0525TC	40	0	0	0	80	80	80	80	80	160	280	80	160
30	5970-0530TC	24	0	24	24	48	96	96	72	72	144	288	72	144



WolfLabs

Pricing on any accessories shown can be found by keying the part number into the search box on our website.

The specifications listed in this brochure are subject to change by the manufacturer and therefore cannot be guaranteed to be correct. If there are aspects of the specification that must be guaranteed, please provide these to our sales team so that details can be confirmed.

www.wolflabs.co.uk

Tel : 01759 301142

Fax : 01759 301143

sales@wolflabs.co.uk

Please contact us if this literature doesn't answer all your questions.