



Freezer Option
page 170



SD1380B



SD1280B



SD1220B




Solid door Refrigerator **SD Range**

Features and Benefits

- Fully automatic
- Fan assisted cooling
- Lock
- Adjustable shelves
- Adjustable feet
- Temperature display
- Reversible Door

Technical Specifications

Temperature Range	+2/+10°C
Refrigerant	R600a
Type of Defrost	Off Cycle
Exterior Finish	White
Interior Finish	White
Power Required	13 Amp
Max Ambient	30°C at 55% RH
Climate Class	4

Model	Description	Dimensions (mm)			Kg	Gross Int. Volume	Net Useable Vol.	kWh/Annum	No. of Shelves	Energy Rating	Next Day	
		Ext. H	W	D								
SD1220B	White	Ext.	1315	595	600	63	215ltr (7.5 cu.ft)	133ltr	483	3		✓
		Int.	1027	470	450							
SD1280B	White	Ext.	1635	595	600	70	290ltr (10.2 cu.ft)	186ltr	548	4		✓
		Int.	1347	470	450							
SD1380B	White	Ext.	1840	595	600	65	372ltr (13.1 cu.ft)	222ltr	657	5		✓
		Int.	1555	470	440							