

## SPECIFICATIONS

HI 151-00	
Range	-50.0 to 220°C
Resolution	0.1°C (-50.0 to 199.9°C); 1°C (200 to 220°C)
Accuracy	±0.3°C ±1 digit (-20.0 to 90.0°C); ±1% f.s. ±1 digit (outside)
Typical EMC Deviation	±0.3°C
HI 151-01	
Range	-58.0 to 428°F
Resolution	0.1°F (-58.0 to 199.9°F); 1°F (200 to 428°F)
Accuracy	±0.5°F ±1 digit (-4.0 to 194.0°F); ±1% f.s. ±1 digit (outside)
Typical EMC Deviation	±0.6°F
Common specifications	
Probe	Stainless steel sharp probe (117 x dia 3.5 mm)
Calibration	Factory calibrated
Calibration Check	Automatic, at start-up
Battery Type/Life	1x1.5V AA / 25.000 hours of continuous use
Auto-off	After 8 minutes of non-use
Dimensions	165 x 50 x 20 mm (6.5 x 2.0 x 0.8")
Weight	100 g (3.5 oz.)

## WARRANTY

HI 151-00 and HI 151-01 are warranted for one year against defects in workmanship and materials when used for its intended purpose and maintained according to instructions. This warranty is limited to repair or replacement free of charge. Damages due to accident, misuse, tampering or lack of prescribed maintenance are not covered.

If service is required, contact the dealer from whom you purchased the instrument. If under warranty, report the model number, date of purchase, serial number and the nature of the failure. If the repair is not covered by the warranty, you will be notified of the charges incurred. If the instrument is to be returned to Hanna Instruments, first obtain a Returned Goods Authorization Number from the Customer Service department and then send it with shipment costs prepaid. When shipping any instrument, make sure it is properly packaged for complete protection.

### Recommendations for Users

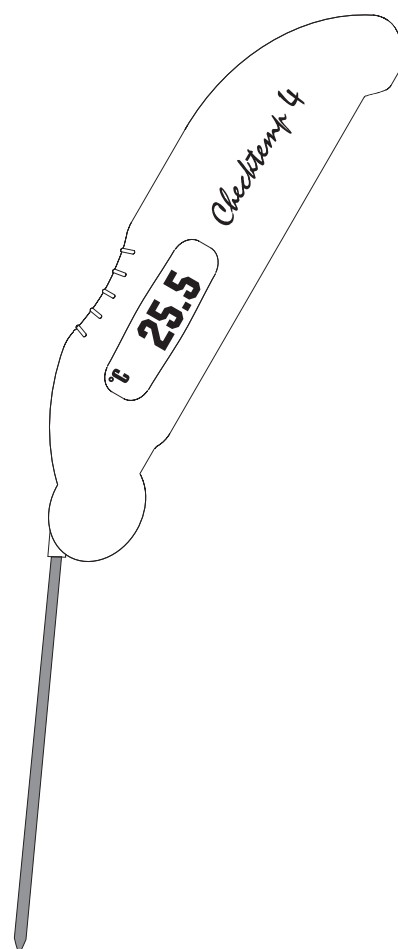
Before using these products, make sure that they are entirely suitable for the environment in which they are used. Operation of these instruments in residential areas could cause unacceptable interferences to radio and TV equipment. Any variation introduced by the user to the supplied equipment may degrade the instrument's EMC performance. To avoid electrical shock, do not use these instruments when voltages at the measurement surface exceed 24 Vac or 60 Vdc. To avoid damages or burns, do not perform any measurement in microwave ovens.

## Instruction Manual

# Checktemp 4

(HI 151-00 and HI 151-01)

## Rugged Folding Thermometers



**HANNA**<sup>®</sup>  
instruments

www.hannainst.com

*Checktemp 4* are high accuracy thermometers, easy to use, offering quick and precise measurements.

*Checktemp 4* is the ideal solution for food applications. The sharp stainless steel probe is specially designed for penetration of cooked as well as on semi-frozen food. In addition, the probe nestles in the casing to make the thermometers truly portable.

*Checktemp 4* is equipped with the Cal-Check feature. Every time the meter is turned on, it performs a self test of its calibration status and provides a visual confirmation.

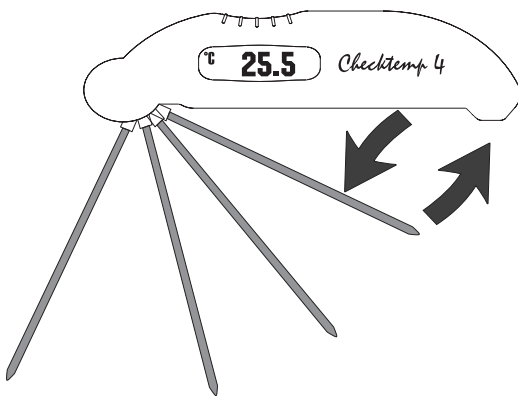
Two models are available:

- HI 151-00 measures temperature in °C
- HI 151-01 measures temperature in °F.

The meters are calibrated using four temperature points.

## TAKING MEASUREMENTS

- Turn the meter on by simply opening the probe.
- Introduce the probe in the sample. For ideal measurement an immersion level of 4 cm (1 1/2") is recommended. Wait for a few seconds for the reading to stabilize and for the temperature value be displayed on the LCD.
- After 5 minutes, the meter switches itself off. To restart, close and open the probe again.
- Turn the meter off by closing the probe and returning it to its original position.



**Note:** Clean the probe after use and before storing it.

## CALIBRATION SELF CHECK

Every time the meter is switched on, it checks its calibration status.

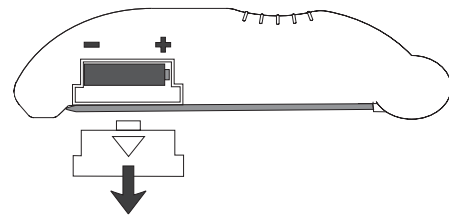
If the LCD displays "CAL" and then -0- the meter is calibrated and in a few seconds it will be ready for normal operating mode.

If the meter is not calibrated or the battery level is too low, the "Err" indication appears on the LCD.

First replace the battery as described below; if the "Err" warning message is still displayed, contact your dealer or your nearest Hanna Service Center for recalibration.

## BATTERY REPLACEMENT

"Err" warning message, variations in readings or fading display can indicate a low battery level. Remove the cover of the battery compartment on the back side and replace the 1.5V AA battery while paying attention to its polarity.



## CE DECLARATION OF CONFORMITY

	
	
<b>DECLARATION OF CONFORMITY</b>	
We	
Hanna Instruments Italia Srl via E.Fermi, 10 35030 Sarmeola di Rubano - PD ITALY	
herewith certify that the Thermometers:	
<b>HI 151-00 and HI 151-01</b>	
have been tested and found to be in compliance with EMC Directive 89/336/EEC and Low Voltage Directive 73/23/EEC according to the following applicable normatives:	
<b>EN 50082-1:</b> Electromagnetic Compatibility - Generic Immunity Standard <b>IEC 801-2</b> Electrostatic Discharge <b>IEC 801-3</b> RF Radiated	
<b>EN 50081-1:</b> Electromagnetic Compatibility - Generic Emission Standard <b>EN 55022</b> Radiated, Class B	
<b>EN61010-1:</b> Safety requirements for electrical equipment for measurement, control and laboratory use	
Date of Issue: 19.07.00	 A. Marsilio - Technical Director On behalf of Hanna Instruments S.r.l.