

Conductivity

- Four ring potentiometric probe
- Covers all ranges from 0.00 $\mu\text{S}/\text{cm}$ to 500 mS/cm (absolute EC)
- Accuracy
- $\pm 1\%$ of the reading $\pm (0.05 \mu\text{S}/\text{cm}$ or 1 digit, whichever is greater)
- Calibration
- Offset (0 $\mu\text{S}/\text{cm}$) and cell factor calibration
- Choice of 5 standards
- Auto-ranging or manual range selection
- EC, TDS and Salinity reading modes
- Automatic
- NoTC (absolute)
- GLP data
- Records date, time, offset, and cell constant value (K)
- Adjustable EC to TDS conversion factor
- Adjustable temperature correction coefficient

Dissolved Oxygen

- Clark type polarographic probe with replacement membrane cap
- Ranges:
- 0.00 - 45.00 mg/L (ppm)
- 0.0 - 300% oxygen saturation
- Accuracy $\pm 1.5\%$ full scale
- Calibration at 1 or 2 points 0% and 100% (air)
- Automatic Temperature Compensation from 0 to $+50^\circ\text{C}$
- GLP data
- Records date, time, calibration standards, altitude value and salinity value
- Altitude Compensation -500 to 4000 metres
- Salinity Compensation 0 to 40g/L



0 footprint 12.7 mm thick 250 gram weight 8 hours battery life 140 mm display 2 USB ports

Ordering Information

edge™ is available in 3 configurations: pH, EC and DO

All Kits Include:



In addition to these components, the following items are also included:

The pH kit HI-2020-01 (115V) and HI-2020-02 (230V) also includes:





The EC kit HI-2030-01 (115V) and HI-2030-02 (230V) also includes:



The DO kit HI-2040-01 (115V) and HI-2040-02 (230V) also includes:



Electrodes



Hanna Instruments Ltd
Eden Way, Pages Industrial Park
Leighton Buzzard, Bedfordshire LU7 4AD
Tel: 01525 850 855
www.hannainst.co.uk

HannaNorden AB
Energigatan 15 B, 434 37 KUNGSBACKA
Sverige / Sweden
Tel: +46 300 404018
www.hannanorden.com



edge™
pH • EC • DO



pH

- Resolution selectable from 0.01 and 0.001 pH
- Range -2.000 to 16.000 pH
- Accuracy ± 0.002 pH
- Data logging
- Manual log on demand
- Manual log on stability
- Interval logging
- Temperature readout ($^\circ\text{C}$ or $^\circ\text{F}$)
- Automatic Temperature Compensation
- CAL-CHECK® Indicators:
- Probe condition
- Response time
- Check buffer
- Clean electrode
- Sensor Check Indicators:
- Broken electrode
- Clogged junction
- GLP data
- Records date, time, offset, slope and buffers used during calibration
- 5 point calibration
- A choice of 7 pre-programmed buffers plus 2 selectable custom buffers
- Calibration tag on screen
- Identifies buffers used for current calibration
- Calibration expiration warning

edge

edge™ pH • EC • DO

Hanna Instruments is proud to introduce the world's most innovative pH meter... **edge™**.

edge is thin and lightweight, measuring just 12.7 mm and weighing 250 grams. **edge** also has an incredibly wide viewing angle, a 140 mm LCD and a sensitive capacitive touch keypad.

edge measures pH, conductivity and dissolved oxygen through its unique digital electrodes. These digital electrodes are auto-recognised. Providing sensor type, calibration data and a serial number, they connect to **edge** using an easy plug-in 3.5mm connector. **edge's** versatile design is equally at home in your hand, on a lab bench or mounted on a wall. **edge** simplifies measurement, configuration, calibration, diagnostics, logging and transferring data to a computer or a USB drive.


edge features Hanna's exclusive CAL-CHECK® to warn you if the electrode you are using is not clean or if your buffers are contaminated during calibration. We have also added to CAL-CHECK for sensors with matching pin: now it warns you if the pH bulb is cracked and if the junction of the electrode is compromised.

edge is the culmination of Hanna's vision, design capabilities, integrated production facilities, and world class R&D teams. With **edge**, Hanna has set the new standard!



Two USB Ports

edge includes one standard USB for exporting data with a flash drive. **edge** also includes one micro USB port for you to connect to a computer for file export and for charging your **edge** when the cradle is not available.



Large, Easy to Read LCD

edge features a 140 mm LCD display that you can clearly view from over 5 metres. The large display and its wide 150° viewing angle provide one of the easiest to read LCD's in the industry.



Clear, Full Text Readout

edge features clear, full text guides displayed on the bottom of the screen. There is no need to decipher scrambled abbreviations or symbols; these helpful messages guide you through every process quickly and easily.



Great Design

edge is incredibly thin and lightweight, measuring just 12.7 mm thick and weighing just 250 grams.



Capacitive Touch Buttons

edge features a capacitive touch keypad that gives a distinctive, modern look. Since the keypad is part of the screen, your buttons can never get clogged with sample residue. The up and down keys move faster when continuously held (ideal for scrolling through numerous logs).



Cradle and Electrode Holder

edge is equipped with a benchtop cradle with an adjustable swivel electrode holder to charge and hold the **edge** securely in place at the optimum viewing angle.

Basic Mode

You can use **edge** in Basic Mode: ideal for routine measurements, it offers a simplified screen and features.




GLP

Data from the last calibration you perform is stored in the sensor: electrode's offset, slope, date, time and buffer/standards. When any sensor (pH, EC, or DO) is connected to the **edge**, GLP data is automatically transferred.



CAL-CHECK®

edge features Hanna's exclusive CAL-CHECK to warn you if the bulb of the electrode is not clean or if the buffers are contaminated during calibration.



Zero Footprint

Using the wall mount cradle (included), **edge** can be placed on a wall, leaving zero footprint on the benchtop space. The cradle has a built in connector to power **edge** and charge its batteries. **edge's** zero footprint is designed to save you valuable benchtop space.



Data Logging

edge allows you to store up to 1000 log records of data. Data sets include readings, GLP data, date and time.



Sensor Check (only HI-12301 and HI-11311)

When used with Hanna's electrodes equipped with a matching pin, **edge** constantly checks the impedance of the pH measuring electrode to notify you in real time in the event of glass breakage. During calibration, Sensor Check checks the state of the junction. The reference junction is also evaluated and reported on the display.



3.5 mm Probe Input

Plugging an electrode in has never been simpler: no alignments, no broken pins - just connect the 3.5 mm plug and get started.




Digital Smart Electrodes

The electrodes used with **edge** are nearly as advanced as the **edge** itself. Each electrode features a built-in microchip that stores sensor type, ID and calibration information all of which is automatically retrieved by **edge** once the electrode is plugged in.

Stored pH calibration information includes: calibrated buffers, date, time, offset and slope characteristics of the electrode. Conductivity calibration information includes: calibrated conductivity standards, date, time, and cell constant of the sensor. Dissolved oxygen calibration information includes: standards used for calibration, date, time, altitude and salinity correction.

These digital electrodes also feature an easy to plug in 3.5 mm connector so you never have to worry about the right angle or aligning pin settings.



Technical Specifications

Range	basic mode: -2.00 to 16.00 pH, -2.000 to 16.000 pH; standard mode: ±1000.0 mV for pH		
Resolution	0.01 pH; 0.001 pH; 0.1 mV		
Accuracy (@25°C/77°F)	±0.01 pH; ±0.002 pH; ±0.2 mV		
Calibration Points	5 in standard mode; 3 in basic mode		
Calibration Buffers	standard mode: 1.68, 4.01, 6.86, 7.01, 9.18, 10.01, 12.45 and two custom buffers basic mode: 4.01, 6.86, 7.01, 9.18, 10.01		
Temperature Compensation	ATC (-20.0 to 120.0°C; -4.0 to 248.0°F)*		
pH Electrode (included)	HI-11310 glass body pH electrode with 1/8" (3.5mm) connector and 1 m (3.3') cable		
Electrode Diagnostics	standard mode: probe condition, response time and out of calibration range		
	EC	TDS	Salinity
Range	0.00 to 29.99 µS/cm; 30.0 to 299.9 µS/cm; 300 to 2999 µS/cm; 30.0 to 200.0 mS/cm; up to 500.0 mS/cm (absolute EC)**	0.00 to 14.99 mg/L (ppm); 15.0 to 149.9 mg/L (ppm); 150 to 1499 mg/L (ppm); 1.50 to 14.99 g/L; 15.0 to 100.0 g/L; up to 400.0 g/L (absolute TDS)**; with 0.80 conversion factor	0.0 to 400.0 % NaCl; 0.01 to 42.00 PSU; 0.0 to 80.0 g/L
Resolution	0.01 µS/cm; 0.1 µS/cm; 1 µS/cm; 0.01 mS/cm; 0.1 mS/cm	0.01 ppm; 0.1 ppm; 1 ppm; 0.01 g/L; 0.1 g/L (0.8 TDS factor)	0.1 % NaCl; 0.01 PSU; .01 g/L
Accuracy (@25°C/77°F)	±1% of reading ±(0.5 µS or 1 digit, whichever is greater)	±1% of reading ±(0.03 ppm or 1 digit, whichever is greater)	±1% of reading
Calibration	1 point offset calibration (0.00 µS/cm in air); 1 point slope calibration in EC standard 84 µS/cm, 1413 µS/cm, 5.00 mS/cm, 12.88 mS/cm, 80.0 mS/cm and 118.8 mS/cm		1 point with HI-7037L 100% NaCl sea water standard (other scales through EC calibration)
Temperature Compensation	noTC, ATC (-20.0 to 120.0°C; 32.0 to 122.0°F)		
TDS Factor	0.40 to 0.80		
EC Electrode (included)	HI-763100 digital conductivity platinum 4 ring electrode with 1m cable and 3.5mm plug		
Range	0.00 to 45.00 ppm; 0.0 to 300.0 % saturation		
Resolution	0.01 ppm; 0.1 % saturation		
Accuracy	± 1.5% of reading ±1 digit		
Calibration Points	one or two points at 0% (HI-7040 solution) and 100% (in air)		
Temperature Compensation	ATC (0 to 50°C; 32.0 to 122.0°F)*		
Salinity Compensation	0 to 40 g/L (with 1 g/L resolution)		
Altitude Compensation	-500 to 4000 m (with 100 m resolution)		
DO Electrode (included)	HI-764080 digital dissolved oxygen polarographic electrode with 1m cable and 3.5mm plug		
Range	-20.0 to 120.0°C; -4.0 to 248.0°F		
Resolution	0.1°C; 0.1°F		
Accuracy	±0.2°C; ±0.4 °F		
Logging	stores up to 1000 records; 200 records (log-on-demand and stability logging); 600 records interval logging		
Connectivity	1 USB port for storage; 1 micro USB port for charging and PC connectivity		
Environment	0 to 50°C (32 to 122°F); RH max 95% non-condensing		
Power Supply	5 VDC adapter (included)		
Dimensions	202 x 140 x 12.7mm (8" x 5.5" x 0.5")		
Weight	250 g (8.82 oz.)		

* temperature limits will be reduced to actual probe/sensor limits
** with temperature compensation function disabled



Wolflabs

Wolf Laboratories Limited

www.wolflabs.co.uk

Tel: 01759 301142

Fax: 01759 301143

sales@wolflabs.co.uk



Use the above details to contact us if this literature doesn't answer all your questions.

Pricing on any accessories shown can be found by keying the part number into the search box on our website.

The specifications listed in this brochure are subject to change by the manufacturer and therefore cannot be guaranteed to be correct. If there are aspects of the specification that must be guaranteed, please provide these to our sales team so that details can be confirmed.

