



EN 12469
EN 12469, SANS 12469

Airstream® Class II, Biosafety Cabinet, Model AC2-4E_

Airstream®

Class II Biological Safety Cabinets

The World's Most Energy-Efficient, Quiet, and Compact Biosafety Cabinet



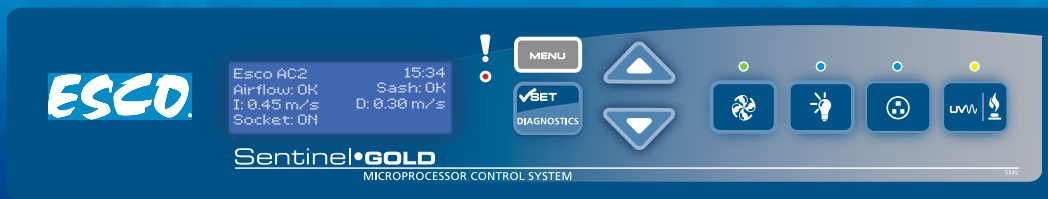
ESCO

WORLD CLASS. WORLDWIDE.



RS 232 Serial Interface Port

- Send operational information to Building Management System (BMS)
- Optional zero volt exhaust and alarm contact



Sentinel™ Gold Microprocessor Controller

- Displays all safety information on one screen
- Centered and angled down for easy reach & viewing
- Selectable Quickstart mode for fast operation



Curved Corner & Glass Side

- Large corner radius for easy cleaning
- Easy to reach service fixture and outlets
- Stainless steel side wall is available (AC2-S and AC2-D variant)



Divided Work Tray

- Easy to lift and clean
- Single-piece recessed tray is available (AC2-S and AC2-D variant)



Raised Arm Rest

- Helps prevent grille blocking
- Comfortable working posture



Removable Paper Catch

- Easy to clean
- Optional pre-filter can be fitted

Available in 0.6, 0.9, 1.2, 1.5, and 1.8 meter width

Airstream®

Class II Biological Safety Cabinets



EN 12469


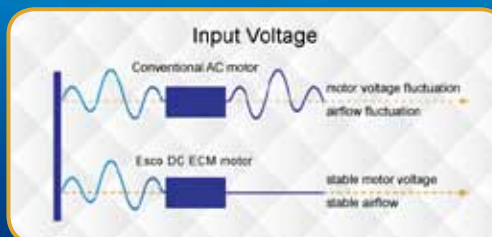
Esco Airstream® Class II has been certified by PHE / Public Health England (formerly HPA) for compliance to EN 12469

Airflow Sensor

- Monitors real-time airflow for safety
- Alerts the user if airflow is insufficient

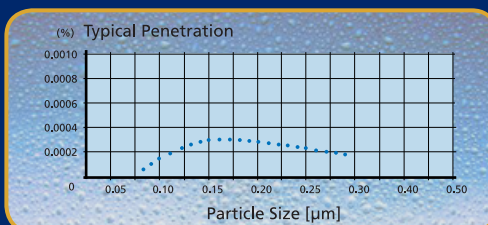
Energy-Efficient DC ECM Motor

- The most energy-efficient Class II biosafety cabinet in the world, provides 70% energy savings compared to AC motor
- Stable airflow, despite building voltage fluctuations & filter loading
- Night Setback mode to further reduce power consumption by 60%



ULPA Filter

- 10x Filtration efficiency of HEPA filter
- Creates ISO Class 3 work zone instead of industry-standard ISO Class 5




Esco cabinets use ULPA filters (per IEST-RP-CC001.3) / H14 per EN 1822 instead of H13 HEPA filters used on many BSCs in the market.

HEPA filters only offer 99.99% typical efficiency at 0.3 micron, while ULPA filters provide 99.999% typical efficiency for particle sizes of 0.1 to 0.3 micron.

Dynamic Chamber


- Blower plenum and side walls (AC2-S and AC2-D variant)
- Prevent contaminants from escaping outside

■ Positive pressure
■ Negative pressure



ISOCIDE™ Powder Coat

- Silver-ion impregnated powder coat
- Inhibit microbial growth to improve safety



Standards Compliance	Biosafety Cabinet	Air Quality	Filtration	Electrical Safety
	EN 12469, Europe SANS 12469, South Africa	ISO 14644.1 Class 3, Worldwide JIS B9920 Class 3, Japan JIS BS 5295, Class 3, UK	EN-1822 (H14), Europe IEST-RP-CC001.3, USA IEST-RP-CC007, USA IEST-RP-CC034.1, USA	IEC 61010-1, Worldwide EN 61010-1, Europe UL 61010-1, USA CAN / CSA-22.2, No.61010-1

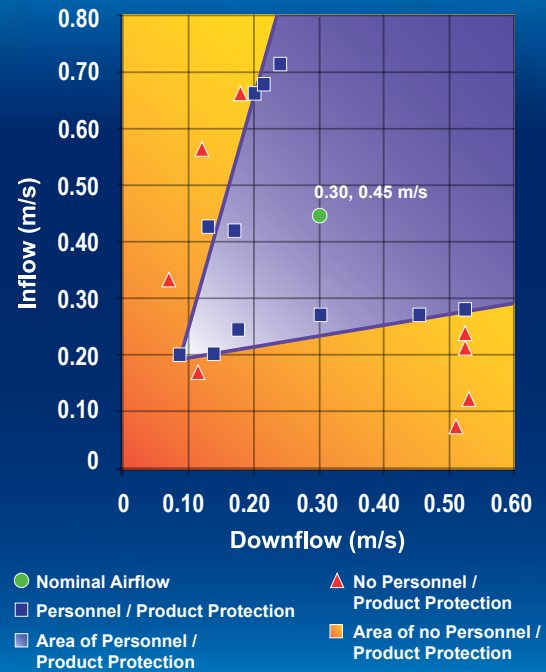
ESCO

WORLD CLASS. WORLDWIDE.

Cabinet Filtration System

- Ambient air is pulled through front grille to create inflow, without going through the work surface. Inflow is joined by half of the downflow, to create front air curtain that is fine-tuned to create a large performance envelope. The combined air stream travels through the back air column towards the blower.
- Approximately 1/3 of the air in the common plenum is exhausted through the ULPA filter to the room. The remaining 2/3 of the air is passed through the downflow ULPA filter and into the work area as a vertical laminar flow air to create ISO Class 3 work surface and prevents cross contamination.
- Near the work surface, the downflow splits. About Half goes to the front grille, and half goes to the rear grille. A small portion enters the side capture zones to prevent dead air corners (small blue arrows).
- The design was optimized to give large performance envelope, that provides operator and product protection at wide Inflow and Downflow variation from the Nominal point.

Performance Envelope of AC2 G3



4

LCD simultaneously displays time, airflow & sash status, inflow and downflow velocities, and status remarks.

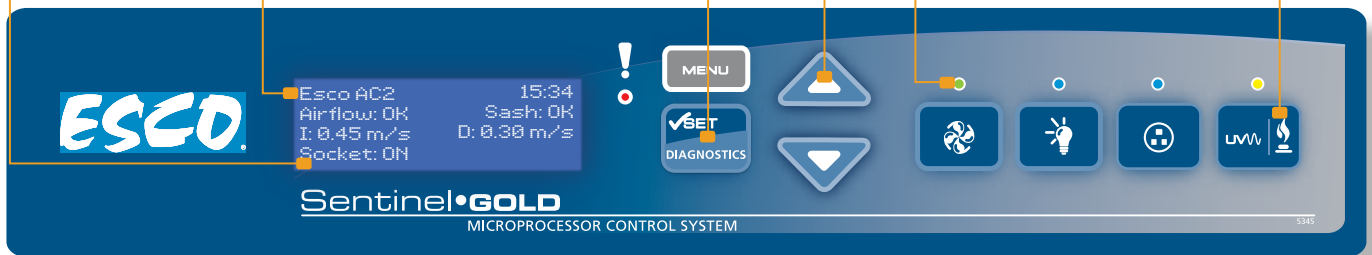
Multi Language: English, French, German, Spanish, Italian.

Diagnostics button, to easily check the cabinet operating parameters and assist servicing.

Large touchpad control buttons provide good tactile feedback.

Color coded LED: green for fan; blue for FL lights and outlets; and orange for UV lamp.

Programmable UV light timer extends UV lamp life.



Accessories for AC2-G3 Biological Safety Cabinets

Cabinet	Glass Side Wall	230 VAC, 50/60 Hz	AC2-2E8 2010718	AC2-3E8 2010658	AC2-4E8 2010621	AC2-5E8 2010656	AC2-6E8 2010657
				AC2-4G8 2010734		AC2-6G8 2010743	
	Stainless Steel Side Wall		AC2-2S8 2010767	AC2-3S8 2010721	AC2-4S8 2010711	AC2-5S8 2010725	AC2-6S8 2010722
				AC2-4D8 2010733		AC2-6D8 2010742	
	Glass Side Wall	115 VAC, 50/60 Hz	AC2-2E9 2010777	AC2-3E9 2010779	AC2-4E9 2010697	AC2-5E9 2010784	AC2-6E9 2010787
	Stainless Steel Side Wall		AC2-2S9 2010790	AC2-3S9 2010792	AC2-4S9 2010744	AC2-5S9 2010797	AC2-6S9 2010800
Exhaust Ducting	Anti-blowback Valve 10"		ABBV-10P 5170352				
	Tri-safe Exhaust Collar with Alarm		TEM-4 2010606				
	Thimble Exhaust Collar		ECO-AC22 5170520	ECO-AC23 5170521	ECO-AC24 5170623	ECO-AC25 5170624	ECO-AC26 5170625
Work Zone	UV Lamp		UV-15A-L 5170251		UV-30A-L 5170255		
	IV Bar		IV-910 5170499	IV-910 5170499	IV-1215 5170231	IV-1520 5170500	IV-1825 5170501
	Multiple Piece Tray Option (AC2-S / AC2-D)		SDT-AC2-2E 5020643	SDT-AC2-3E 5020635	SDT-AC2-4E 5020606	SDT-AC2-5E 5020640	SDT-AC2-6E 5020592
	Single Piece Tray Option (AC2-E / AC2-G)		SGT-AC2-2S 5020696	SGT-AC2-3S 5020648	SGT-AC2-4S 5020627	SGT-AC2-5S 5020651	SGT-AC2-6S 5020645
	Pre-filter		PF-40 5090060	PF-41 5090061	PF-42 5090062	PF-43 5090063	PF-44 5090064
Electrical Outlet	Direct Mounted / GFCI		EO-__				



ABBV-10P



TEM-4



ECO-AC2-G3



IV-__

Service Fixtures	EU SF-Gas-20 mm	SF-1G20 5170410				
	EU SF-Vacuum-20 mm	SF-1V20 5170457				
	EU SF-Air-20 mm	SF-1A20 5170502				
	EU SF-Nitrogen-20 mm	SF-1N20 5170503				
	EU SF-Water-20 mm	SF-1W20 5170458				
	EU SF-Universal-22 mm	SF-2U22 5170504				
Support Stands, Ships Flat	Fixed Stand with Leveling Feet, 28" height	SAL-2A0 Gen 2 5130169	SAL-3A0 Gen 2 5130170	SAL-4A0 Gen 2 5130134	SAL-5A0 Gen 2 5130171	SAL-6A0 Gen 2 5130172
	Fixed Stand with Leveling Feet, 34" height	SAL-2B0 Gen 2 5130173	SAL-3B0 Gen 2 5130174	SAL-4B0 Gen 2 5130175	SAL-5B0 Gen 2 5130176	SAL-6B0 Gen 2 5130177
	Fixed Stand with Caster Wheels, 28" height	SPC-2A0 Gen 2 5130161	SPC-3A0 Gen 2 5130155	SPC-4A0 Gen 2 5130152	SPC-5A0 Gen 2 5130162	SPC-6A0 Gen 2 5130154
	Fixed Stand with Caster Wheels, 34" height	SPC-2B0 Gen 2 5130164	SPC-3B0 Gen 2 5130165	SPC-4B0 Gen 2 5130166	SPC-5B0 Gen 2 5130167	SPC-6B0 Gen 2 5130168
	Telescopic Stand with Leveling Feet, 1" adjustment	STL-2A0 5130092	STL-3A0 5130050	STL-4A0 5130051	STL-5A0 5130052	STL-6A0 5130053
	Telescopic Stand with Caster Wheels, 1" adjustment	STC-2A0 5130135	STC-3A0 5130055	STC-4A0 5130056	STC-5A0 5130057	STC-6A0 5130058
	Motorized Height Stand with Caster Wheels		SPM-3A2 5130093	SPM-4A2 5130047	SPM-5A2 5130100	SPM-6A2 5131141
Misc	IQ OQ Protocol	9010179				



PF-



ABBV-10P

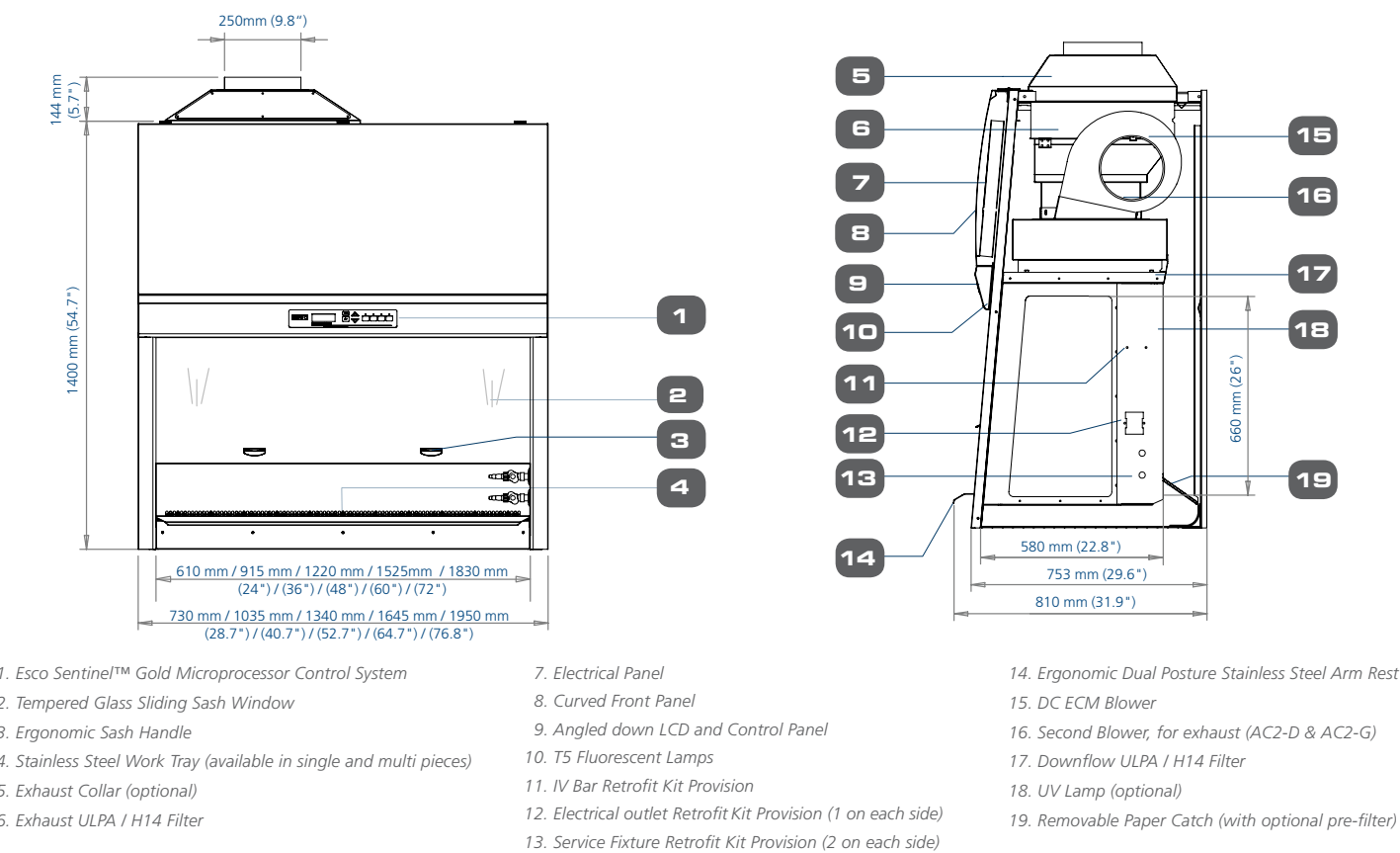


SF-

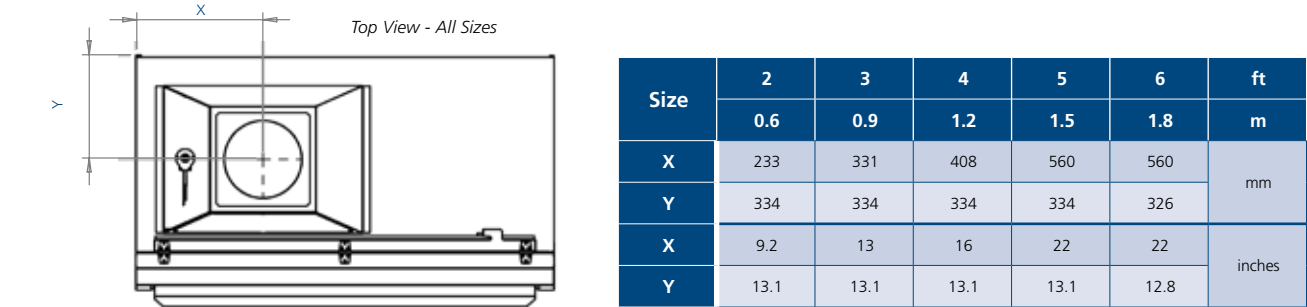


SPC-_A0 Gen2

AC2 Biological Safety Cabinet Engineering Drawing



Optional Exhaust Collar Positions for Thimble-Ducting for AC2 Models



TECHNICAL SPECIFICATIONS						
Glass Side: 230 VAC, 50/60 Hz		AC2-2E8 2010718	AC2-3E8 2010658	AC2-4E8 2010621	AC2-5E8 2010656	AC2-6E8 2010657
Glass Side: 115 VAC, 50/60 Hz		AC2-2E9 2010777	AC2-3E9 2010779	AC2-4E9 2010697	AC2-5E9 2010784	AC2-6E9 2010787
Stainless Steel Side: 230 VAC, 50/60 Hz		AC2-2S8 2010767	AC2-3S8 2010721	AC2-4S8 2010711	AC2-5S8 2010725	AC2-6S8 2010722
Stainless Steel Side: 115 VAC, 50/60 Hz		AC2-2S9 2010790	AC2-3S9 2010792	AC2-4S9 2010744	AC2-5S9 2010797	AC2-6S9 2010800
Nominal Size		2 ft (0.6 meter)	3 ft (0.9 meter)	4 ft (1.2 meter)	5 ft (1.5 meter)	6 ft (1.8 meter)
External Dimensions (W x D x H)	Width	730 mm (28.8")	1035 mm (40.8")	1340 mm (52.8")	1645 mm (64.8")	1950 mm (76.8")
	Depth without Arm Rest	753 mm (29.5")				
	Depth with Arm Rest	810 mm (32.0")				
	Height	1400 mm (54.8")				
Gross Internal Dimensions (W x D x H)	Width	610 mm (24.0")	915 mm (36.0")	1220 mm (48.0")	1525 mm (60.0")	1830 mm (72.0")
	Depth	580 mm (22.8")				
	Height	660 mm (26.0")				
Usable Work Area		0.27 m² (2.9 sq.ft.)	0.42 m² (4.5 sq.ft.)	0.56 m² (6.1 sq.ft.)	0.71 m² (7.63 sq.ft.)	0.86 m² (9.2 sq.ft.)
Tested Opening		175 mm (7")				
Working Opening		190 mm (7.5")				
Average Airflow Velocity	Inflow	0.45 m/s (90 fpm)				
	Downflow	0.30 m/s (60 fpm)				
Airflow Volume	Inflow	173 cmh (102 cfm)	259 cmh (152 cfm)	346 cmh (204 cfm)	432 cmh (254 cfm)	519 cmh (305 cfm)
	Downflow	369 cmh (217 cfm)	553 cmh (325 cfm)	738 cmh (434 cfm)	922 cmh (543 cfm)	1107 cmh (657 cfm)
	Exhaust	173 cmh (102 cfm)	259 cmh (152 cfm)	346 cmh (204 cfm)	432 cmh (254 cfm)	519cmh (305 cfm)
	Required Exhaust with Optional Thimble Exhaust Collar	260 m³/h (153 cfm)	320 m³/h (189 cfm)	538 m³/h (317 cfm)	615 m³/h (362 cfm)	823 m³/h (485 cfm)
	Static Pressure for Optional Thimble Exhaust Collar	28 Pa / 0.11 in H ₂ O	29 Pa / 0.11 in H ₂ O	31 Pa / 0.12 in H ₂ O	35 Pa / 0.14 in H ₂ O	47 Pa / 0.18 in H ₂ O
ULPA Filter Typical Efficiency		>99.999% at 0.1 to 0.3 micron, ULPA as per IEST-RP-CC001.3 USA				
		>99.999% at MPPS, H14 as per EN 1822 EU				
Sound Emission*	NSF / ANSI 49	56.8 dBA	59.7 dBA	61.1 dBA	62.3 dBA	65.7 dBA
	EN 12469	54.3 dBA	55.0 dBA	55.9 dBA	57.9 dBA	62.6 dBA
Fluorescent Lamp Intensity (Lux)		859	1279	1404	1227	1384
Fluorescent Lamp Intensity (foot-candles)		80	119	130	114	129
Cabinet Construction	Main body	1.2 mm (0.05") 18 gauge electro-galvanized steel with white oven-baked epoxy-polyester Isocide™ antimicrobial powder-coated finish				
	Work Zone	1.5 mm (0.06") 16 gauge stainless steel, type 304, with 4B finish				
	Side Walls (E Series)	UV-absorbing tempered glass, 5 mm (0.2"), colorless and transparent				
	Side Walls (S Series)	1.5 mm (0.06") 16 gauge stainless steel, type 304, with 4B finish				
Electrical	Cabinet Full Load Amps (FLA)	1.8	3.5	3.7	4.3	5.5
	Heat Load (BTU/Hr)	324	447	580	717	966
Nominal Power Consumption (W)		95	131	160	210	283
Net Weight**		116 Kg (256 lbs)	173 Kg (381 lbs)	230 Kg (507 lbs)	288 Kg (635 lbs)	346 Kg (763 lbs)
Shipping Weight**		143 Kg (315 lbs)	214 Kg (472 lbs)	285 Kg (628 lbs)	356 Kg (785 lbs)	428 Kg (944 lbs)
Shipping Dimensions Maximum (W x D x H)**		850 x 820 x 1760 mm (33.5" x 32.3" x 69.3")	1120 x 820 x 1760 mm (44.1" x 32.3" x 69.3")	1450 x 820 x 1760 mm (57.1" x 32.3" x 69.3")	1720 x 820 x 1760 mm (67.7" x 32.3" x 69.3")	2050 x 820 x 1760 mm (80.7" x 32.3" x 69.3")
Shipping Volume, Maximum**		1.23 m³ (43.2 ft³)	1.62 m³ (57.2 ft³)	2.09 m³ (73.8 ft³)	2.48 m³ (87.6 ft³)	2.96 m³ (104.5 ft³)

*Noise reading in open field condition / **anechoic** chamber. Noise reading in **normal room varies** by room size, layout, and background noise, but may reach roughly 3-4 dBA above these values.

**Cabinet only, excludes optional stand.

TECHNICAL SPECIFICATIONS

Glass Side: 230 VAC, 50/60 Hz		AC2-4G8 2010734	AC2-6G8 2010743
Stainless Steel Side: 230 VAC, 50/60 Hz		AC2-4D8 2010733	AC2-6D8 2010742
Nominal Size		4 ft (1.2 meter)	6 ft (1.8 meter)
External Dimensions (W x D x H)	Width	1340 mm (52.8")	1950 mm (76.8")
	Depth without Arm Rest	753 mm (29.5")	
	Depth with Arm Rest	810 mm (32.0")	
	Height	1400 mm (54.8")	
Gross Internal Dimensions (W x D x H)	Width	1220 mm (48")	1830 mm (72")
	Depth	580 mm (22.8")	
	Height	660 mm (26")	
Usable Work Area		0.56 m ² (6.1 sq.ft.)	0.86 m ² (9.0 sq.ft.)
Tested Opening		175 mm (7")	
Working Opening		190 mm (7.5")	
Average Airflow Velocity	Inflow	0.45 m/s (90 fpm)	
	Downflow	0.30 m/s (60 fpm)	
Airflow Volume	Inflow	346 cmh (588 cfm)	519 cmh (881 cfm)
	Downflow	738 cmh (1254 cfm)	1107 cmh (1880 cfm)
	Exhaust	346 cmh (588 cfm)	519 cmh (881 cfm)
	Required Exhaust with Optional Thimble Exhaust Collar	538 m ³ /h (317 cfm)	823 m ³ /h (485 cfm)
	Static Pressure for Optional Thimble Exhaust Collar	31 Pa / 0.12 in H ₂ O	47 Pa / 0.18 in H ₂ O
ULPA Filter Typical Efficiency		>99.999% at 0.1 to 0.3 micron, ULPA as per IEST-RP-CC001.3 USA	
		>99.999% at MPPS, H14 as per EN 1822 EU	
Sound Emission*	NSF / ANSI 49	61.3 dBA	62.5 dBA
	EN 12469	58.3 dBA	59.5 dBA
Fluorescent Lamp Intensity (Lux)		1400	
Fluorescent Lamp Intensity (foot-candles)		130	
Cabinet Construction	Main body	1.2 mm (0.05") 18 gauge electro-galvanized steel with white oven-baked epoxy-polyester Isocide™ antimicrobial powder-coated finish	
	Work Zone	1.5 mm (0.06") 16 gauge stainless steel, type 304, with 4B finish	
	Side Walls (G-Series)	UV-absorbing tempered glass, 5 mm (0.2"), colorless and transparent	
	Side Walls (D-Series)	1.5 mm (0.06") 16 gauge stainless steel, type 304, with 4B finish	
Electrical	Cabinet Full Load Amps (FLA)	9.6	11.0
	Heat Load (BTU / Hr)	905	1230
Nominal Power Consumption (W)		265	360
Net Weight**		240 Kg (529 lbs)	366 Kg (807 lbs)
Shipping Weight**		295 Kg (650 lbs)	448 Kg (988 lbs)
Shipping Dimensions, Maximum (W x D x H)**		1450 x 820 x 1760 mm (57.1" x 32.3" x 69.3")	2050 x 820 x 1760 mm (80.7" x 32.3" x 69.3")
Shipping Volume, Maximum**		2.09 m ³ (73.8 ft ³)	2.96 m ³ (104.5 ft ³)

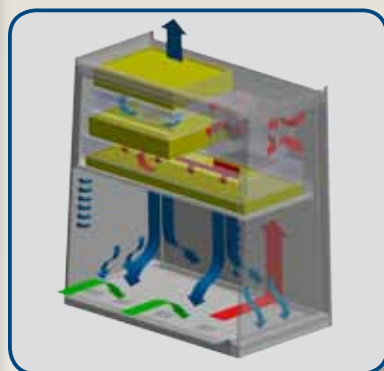
*Noise reading in open field condition / **anechoic** chamber. Noise reading in **normal room varies** by room size, layout, and background noise, but may reach roughly 3-4 dBA above these values.

**Cabinet only, excludes optional stand.

First Airstream® Offers the Most Complete Class II Cabinet Range

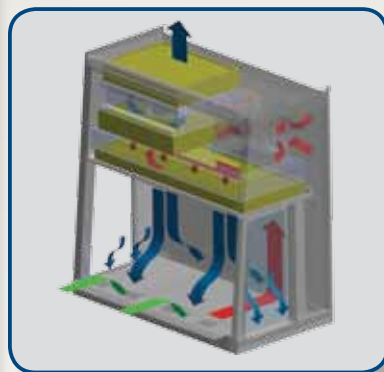
Airstream Product	E-Series	G-Series	S-Series	D-Series
Side Wall	Tempered glass increases visibility and prevents the operator from experiencing a "boxed-in" feeling		One-piece stainless steel with coved corners for cleanability. Side capture zones and negative pressure side walls optimize containment.	
Work Tray	Multi-piece, Autoclavable		Single-piece stainless steel, spill retaining	
Fan System	Single blower for inflow and downflow. Energy-efficient and cost-effective	Dual blowers for inflow and downflow. Redundant system provides protection in case of fan failure.	Single blower for inflow and downflow. Energy-efficient and cost-effective.	Dual blowers for inflow and downflow. Redundant system provides protection in case of fan failure.
Exhaust Filter	Cost-effective ULPA filter with > 99.999% efficiency	Dual ULPA filters that provide > 100x better protection than single filter system	Single ULPA Filter >99.999% Efficient, Cost Effective	Dual ULPA Filters, >100.000x Better Protection than Single Filter System
Size Available	0.6 m (2'), 0.9 m (3'), 1.2 m (4'), 1.5 m (5'), 1.8 m (6')	1.2 m (4'), 1.8 m (6')	0.6 m (2'), 0.9 m (3'), 1.2 m (4'), 1.5 m (5'), 1.8 m (6')	1.2 m (4'), 1.8 m (6')

AC2-D Airflow Diagram



- ULPA-filtered air
- Unfiltered / potentially contaminated air
- Room air / Inflow air

AC2-G Airflow Diagram



- ULPA-filtered air
- Unfiltered / potentially contaminated air
- Room air / Inflow air

7

Comprehensive Performance Testing At Esco

Every Airstream® AC2 model manufactured by Esco is individually tested, documented by serial number and validated with the following test methods:

- Inflow and downflow velocity
- PAO aerosol challenge for filter integrity
- Airflow pattern visualization
- Electrical safety to IEC61010-1
- Additional KI-Discus containment and microbiological testing are performed on statistical sampling basis.



ESCO

WORLD CLASS. WORLDWIDE.



Wolflabs

Wolf Laboratories Limited

www.wolflabs.co.uk

Tel: 01759 301142

Fax: 01759 301143

sales@wolflabs.co.uk



Use the above details to contact us if this literature doesn't answer all your questions.

Pricing on any accessories shown can be found by keying the part number into the search box on our website.

The specifications listed in this brochure are subject to change by the manufacturer and therefore cannot be guaranteed to be correct. If there are aspects of the specification that must be guaranteed, please provide these to our sales team so that details can be confirmed.

