

TECHNICAL SHEET

PRODUCT LINE

- **CLASS III MICROBIOLOGICAL
SAFETY CABINET**

MODEL

- **SCS CLASS III**



Introduction

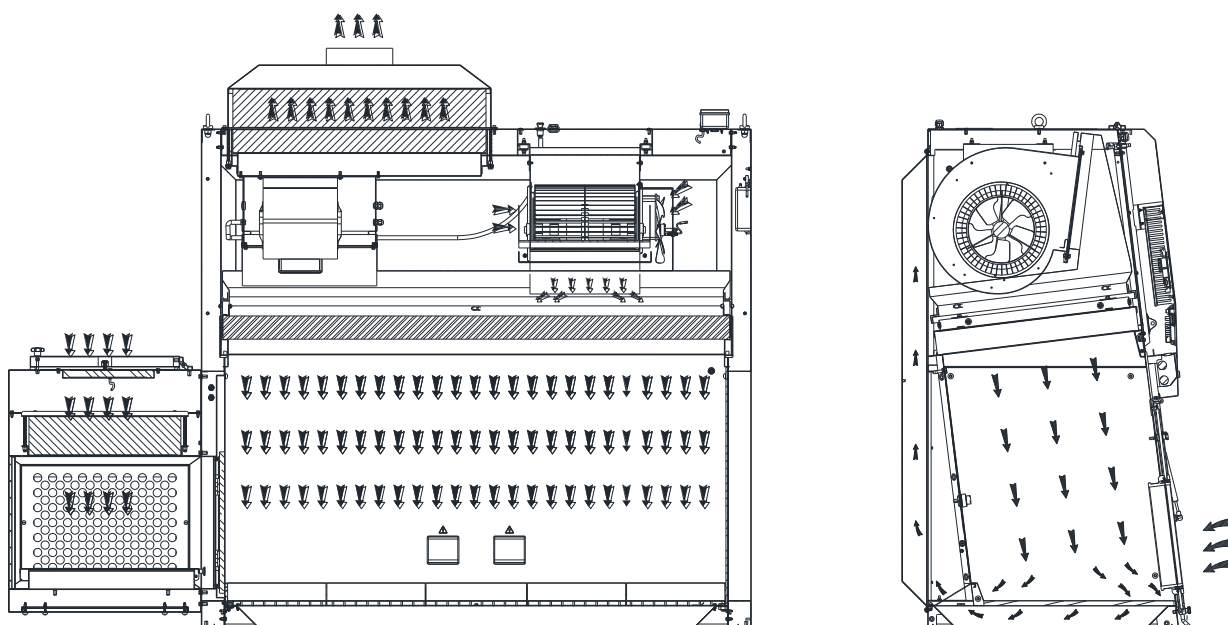
Faster SCS class III are microbiological safety cabinets designed to provide operator, product and environmental protection from the dangerous effects of uncontrolled diffusion of air-transported contaminants and, at the same time, to avoid any biological interference from the environmental to the product during its handling.

Applications

Microbiological safety cabinets in Class III are commonly used in laboratory to handle all type of pathogenic agents, classified from class I to class IV according to World Health Organization classification. For a correct use and application of the cabinet here described, it is necessary to refer to the appropriate standard norm and rules in force in the country where the cabinet is installed.

Air flow pattern

SCS class III Class III manufactured by Faster are glove boxes designed with a frontal screen equipped with gloves, in order to isolate the applications from the operators. The unit works in negative pressure, delivering **vertical laminar air flow** inside the main chamber providing product protection. The air inlet is from the transfer hatch side with a quote rate of 30% about exhausted into the environment.



Standards and Certifications

Faster SCS class III are designed to fulfil and satisfy the European Norm EN 12469:2000.

As far as electrical safety is concerned, the cabinet is manufactured according to EN 61010 norm and in particular:


EN 292-1	EN 292-2	EN 61010-1	EN 50081-1	EN 50082-1	EN 50081-2
EN 50082-2	IEC 801-2	IEC 801-4	ENV 50140	ENV 50141	

Furthermore, it has been designed to fulfil the European Directives like:

- Machinery Directive 89/392/EEC, 91/368/EEC, 93/44/EEC, 93/68 EEC
- Electromagnetic Compatibility Directive 89/336/EEC, 92/31/EEC, 93/68/EEC
- Low Voltage Directive 72/23/EEC, 93/68/EEC

Construction materials

- **The body structure** is made in epoxy painted steel coated with anti-microbial coating.
- **The work surface** is divided in 4 main perforated removable sectors made in AISI 316L stainless steel scotch brite finishing.
- **Internal working volume and spillage tray** are made in AISI 304 stainless steel scotch finishing.
- **Frontal and side screens** made in safety glass
- **External and internal transfer hatch** doors made in Polyethylene terephthalate (PETG)



Filtration

SCS class III Class III cabinets are equipped with triple level of filtration including no. 05 absolute filters:

- **LAF filtration:** H14 HEPA/ULPA filter delivering laminar flow inside the working chamber, filter efficiency 99.995% MPPS according to EN 1822 (EU14) / filter efficiency 99.999% 0,1-0,3 microns according to IEST-RP-CC001.3
- **EXHAUST filtration:** double in-line H14 HEPA/ULPA filter delivering laminar flow inside the working chamber, filter efficiency 99.995% MPPS according to EN 1822 (EU14) / filter efficiency 99.999% 0,1-0,3 microns according to IEST-RP-CC001.3
- **INLET filtration:** double inlet H14 HEPA/ULPA filter delivering laminar flow inside the working chamber, filter efficiency 99.995% MPPS according to EN 1822 (EU14) / filter efficiency 99.999% 0,1-0,3 microns according to IEST-RP-CC001.3

All filters maintenance is available from the front of the cabinet.

Ventilation

Ventilation system is provided by means of two motor-blowers, direct driven centrifugal type with double aspiration and protection factor IP55. Motor-blowers maintenance is available from the front of the cabinet.

Controls



Air ventilation control is obtained by means of automatic regulation of the revolution speed of the motor blower. One high-resolution flow rate volumetric device and one pressure transmitter directly interfaced to the microprocessor, achieve the automatic regulation. The microprocessor guarantees the activity of the motor blowers and keeps constant the optimal functions even in presence of progressive clogging of the HEPA filters. **Alarm device** optical (red signal light visible from working position and display message) and acoustic (buzzer) type, activate on real time error messages on a wide alpha numeric display.

Monitoring with alarms of the following parameters:

- Internal pressure rate out of the pre-set range,
- Laminar air flow velocity out of the pre-set range,
- Front window open,
- Filters lifetime over,
- Lamps lifetime over;

Alpha numeric display showing:

- Laminar air flow speed in m/s,
- Internal pressure flow rate in Pa,
- Date and time,
- Hours counters for cabinet life,
- UV lamp run hours,
- HEPA filters run hours,
- Date of last HEPA filters change,
- Date of last service,
- Date of last power failure,
- Change language,
- Change password,
- Setting UV timer program,
- Setting MSC decontamination program;


Transfer Hatch

SCS Class III transfer hatch is equipped with **double in-line H14 HEPA filters**

Transfer hatch external and internal body structure is made in epoxy painted steel and equipped with **coved sliding tray made in AISI316L stainless steel**.

Rails are made in polyethylene.

Internal and external doors are electromagnetically interlocked with a timed ventilation cycle pre-set on 10sec. The opening of the external door is enabled by pressing the anti-vandal



button positioned on the frontal panel of the unit. Internal door opening is enabled by foot switch. Internal door is supplied as standard type in one piece or as a double door, flap type system opening as option.

Glove system

Unmatched abrasion resistance **textile sleeves** clamped with PVC flanges by means of **strong rubber bands**.

Gloves are made in **neoprene material** with a shelf life of three years about.

Flanges are rounded with 300mm diameter in order to have extra moving possibilities inside the working chamber to reach each point of the internal working chamber for effective clean in place daily procedures.



Testing ports

The unit is equipped with individual testing ports positioned on the main chamber and the transfer hatch, in order to connect external devices for various testing such as air flow speed test and air cleanliness test without breaching the integrity of the system opening the frontal screen.



Standard features

- Fluorescent lights with electronic ballast
- Power socket 4A IP55 (internal back panel right-hand side)
- UV plug outfit positioned on the back wall panel
- DEHS 100% test inlet hose-barb port (internal under worktop – left side)

Optional features

- Unit fully made in AISI 304 or 316 is available as option
- Support stand, either in steel or stainless steel
- Additional electrical sockets, French, UK or Swiss type are available right or left internal side
- Compressed air line with manual tap
- Nitrogen line with manual tap
- Fuel gas tap with automatic safety solenoid valve activated by additional foot switch
- Special stand with automatic lifting system, maximum height 400mm


Ducting

SCS class III are designed to be ducted outside. There is a 200mm diameter collar on top of the unit for direct connection. The maximum Duct length must be 35 linear meters. Each curve on the exhaust pipe provide for a pressure drop of about one linear meter.

Technical Specifications

Model	Unit	SCS CLASS III
Overall dimension (w x d x h)	mm	2010 x 880 x 2540*
Useful dimensions	mm	1192 x 580 x 740
Transfer Hatch internal dimensions	mm	560 x 457 x 400
Sliding tray dimensions	mm	540 x 300
Working pressure	Pa	- 200
Air flow speed	m/s	0,40
Noise level	dB(A)	<55
Lighting	Lux	900
Housing leakage rate	Pa/min	<16
Voltage/Frequency	V/Hz	230 AC F+N+P.E. / 50
Power socket (protected by single fuse 4A)		2P+T
Protection category		IP20
Electrical classification (with feeding cable)		1
Power	W	900


Internal working volume



Internal PETG flap door (Optional)



300mm rounded glove ports





Wolflabs

Wolf Laboratories Limited

www.wolflabs.co.uk

Tel: 01759 301142

Fax: 01759 301143

sales@wolflabs.co.uk



Use the above details to contact us if this literature doesn't answer all your questions.

Pricing on any accessories shown can be found by keying the part number into the search box on our website.

The specifications listed in this brochure are subject to change by the manufacturer and therefore cannot be guaranteed to be correct. If there are aspects of the specification that must be guaranteed, please provide these to our sales team so that details can be confirmed.

