



radiation safety


Available in standard 10mm beta-protecting acrylic, 12mm gamma-attenuating lead acrylic and also as duo shielding for protection against both types of emission, this comprehensive range of Radiation Safety Products comprises a large selection of shields, boxes, waste bins, trays, plus assorted accessories and cabinets.

Shields

Supplied in small, medium and large sizes and with curved base 15cm-deep for use with safety trays or flat 30x30cm base for under-the-bench protection. A range of angles offers increased manoeuvrability, while clear optical acrylic aids visualisation.



CABINETS



Cleaver Scientific cabinets provide a convenient area to carry out work with beta and gamma emitting isotopes with complete all round protection. Each cabinet's 49 x 55 x 37cm dimensions offer a large working area without impeding vision, either in a standing or seated position.

AND LINERS

SPILLTRAYS

Available in general purpose, biohazard and radiation safety formats, spilltrays provide a re-usable work area with the added benefit of safe containment of spillages and lab bench protection. All trays supplied with one free liner when purchased. Additional environmentally friendly APET liners provided in packs of 25.



ORDERING INFORMATION

BETA	GAMMA		BETA	GAMMA	
CSR-CSR-S1	CSR-S1G	Small Fixed 15° Angle, Flat Base 30 x 45cm, Base 30 x 30cm	CSR-S3	CSR-S3G	3-Sided Shield, Front 46 x 50cm, Sides 30 x 50cm
CSR-S1T	CSR-S1TG	Small Fixed 15° Angle, Curved Base 30 x 45cm	CSR-S4	CSR-S4G	Hourglass Shield, Flat Base 30 x 45cm, Base 30 x 30cm
CSR-S2	CSR-S2G	Large Fixed 15° Angle, Flat Base 35 x 53cm, Base 35 x 30cm	CSR-S4T	CSR-S4TG	Hourglass Shield, Curved Base 30 x 45cm
CSR-S2T	CSR-S2TG	Large Fixed 15° Angle, Curved Base 35 x 53cm	CSR-SFLEXI	CSR-SFLEXIG	Shield, Adjustable, 35 x 54 or 54 x 35cm
CSR-S10	CSR-S10G	Small Fixed 45° Angle, Flat Base 30 x 45cm, Base 30 x 30cm	CSR-SF	CSR-SFG	Base Plate, 45 x 41cm
CSR-S10T	CSR-S10TG	Small Fixed 45° Angle, Curved Base 30 x 45cm	-	CSR-SDUO	DuoShield, Curved Base, Beta/Gamma 30 x 45cm
CSR-S20	CSR-S20G	Large Fixed 45° Angle, Flat Base 35 x 60cm, Base 30 x 30cm	-	CSR-SFLEXITG	Shield, Adjustable, 35 x 54 or 54 x 35cm, 35mm thick
CSR-S20T	CSR-S20TG	Large Fixed 45° Angle, Curved Base 35 x 60cm	CAB	CABG	Beta Work Cabinet, 49 x 55 x 37cm

Tray Size	Radiation Hazard Tray, Yellow	BioHazard Tray, White	General Purpose Tray, White	APET liners, pk 25
46 x 26cm	CSR-TY1	CSR-T01	CSR-TW1	CSR-TL1
54 x 34cm	CSR-TY2	CSR-T02	CSR-TW2	CSR-TL2
57 x 54cm	CSR-TY3	CSR-T03	CSR-TW3	CSR-TL3
68 x 54cm	CSR-TY4	CSR-T04	CSR-TW4	CSR-TL4
70 x 46cm	CSR-TY5	CSR-T05	CSR-TW5	CSR-TL5
113 x 54cm	CSR-TY6	CSR-T06	CSR-TW6	CSR-TL6



Wolflabs

Wolf Laboratories Limited

www.wolflabs.co.uk

Tel: 01759 301142

Fax: 01759 301143

sales@wolflabs.co.uk



Use the above details to contact us if this literature doesn't answer all your questions.

Pricing on any accessories shown can be found by keying the part number into the search box on our website.

The specifications listed in this brochure are subject to change by the manufacturer and therefore cannot be guaranteed to be correct. If there are aspects of the specification that must be guaranteed, please provide these to our sales team so that details can be confirmed.

