

-86°C ULT Freezer DW-86L959BP



GENERAL

Storage Capacity(L/Cu.Ft)		959/33.9
Temperature Range(°C)		-40~-86
Noise (dB(A))		47
Net/Gross Weight (kg)		450/485
Exterior Dimension (W×D×H)	mm	1296*998*1980
	in	51.0*39.3*78.0
Interior Dimension (W×D×H)	mm	1016*716*1310
	in	40.0*28.2*51.6

ENVIRONMENTAL & ELECTRICAL DATA

Electrical Power (V/HZ)		208~230/50/60
Power(W)		1300
Power Consumption(kW-hr/day)		9.8
Electrical Current (A)		7
Building Supply Rating (A)		16
Power Lead Length (m)		2.5
Heat Rejection (BTU/day)		33440
Ambient Temperature(°C)		10 - 32

REFRIGERATION CONFIGURATION

Refrigeration System Type		HC
Compressor Type/Brand/Number		Hermetic Reciprocating Type / Embraco / 2
Compressor Capacity (W)		950+950
Evaporator Type		Copper Tube Evaporator
Defrost Method		Manual
Refrigerant Charge/Flammable		R290 in 1st Stage / R170 Mix in 2nd Stage/Flammable

CONTROLLER/ELECTRICAL SYSTEM FEATURES

Controller Level	Top
Power Switch	16A
Controller Type	Microprocessor
Setpoint Security	Yes
Controller Sensor	PT100
Remote Alarm Terminals	Remote Alarm Port , RS485
Adjustable High/Low Temp Alarms	Y
Auto Voltage Safeguard	Y

CONSTRUCTION

Insulation	VIP+CFC Free Foaming Agent
Exterior Door Seal	Four Seal On The Outside Door Seal Strip
Interior Door Seal	One Seal On The Interior Door Seal Strip
Shelves/Capacity/Dims/Material	3 stainless steel adjustable shelves with dimension 1002*650 mm(W*D), max capacity per shelf:130 kg,154.5 lbs
Casters	Y/4
Exterior Material	Color Coating Steel Plate
Interior Material	Color Coating Steel Plate
Door Thickness (mm)	90
Cabinet Thickness (mm)	90
Inner Door	Four Solid Door
Condenser Type	Fin condenser
Fan Brand	EBM
Back Up Battery For Alarm Functions	Support high/low temperature, power failure, door open, sensor failure, high ambient temperature, hot condenser and low battery alarms

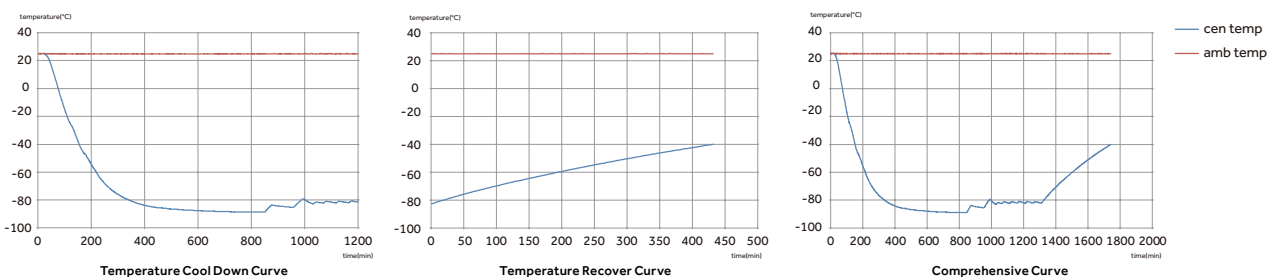
PERFORMANCE

Temperature Uniformity (°C)	±3
Temperature Accuracy (°C)	1
Pull Down Time (25°C ambient to -80°C) mins	340
Warm Up Time (25°C ambient -80°C to -20°C) mins	290
1 Min Door Open Recovery Time (ambient 25 °C running temp -80 °C)mins	45

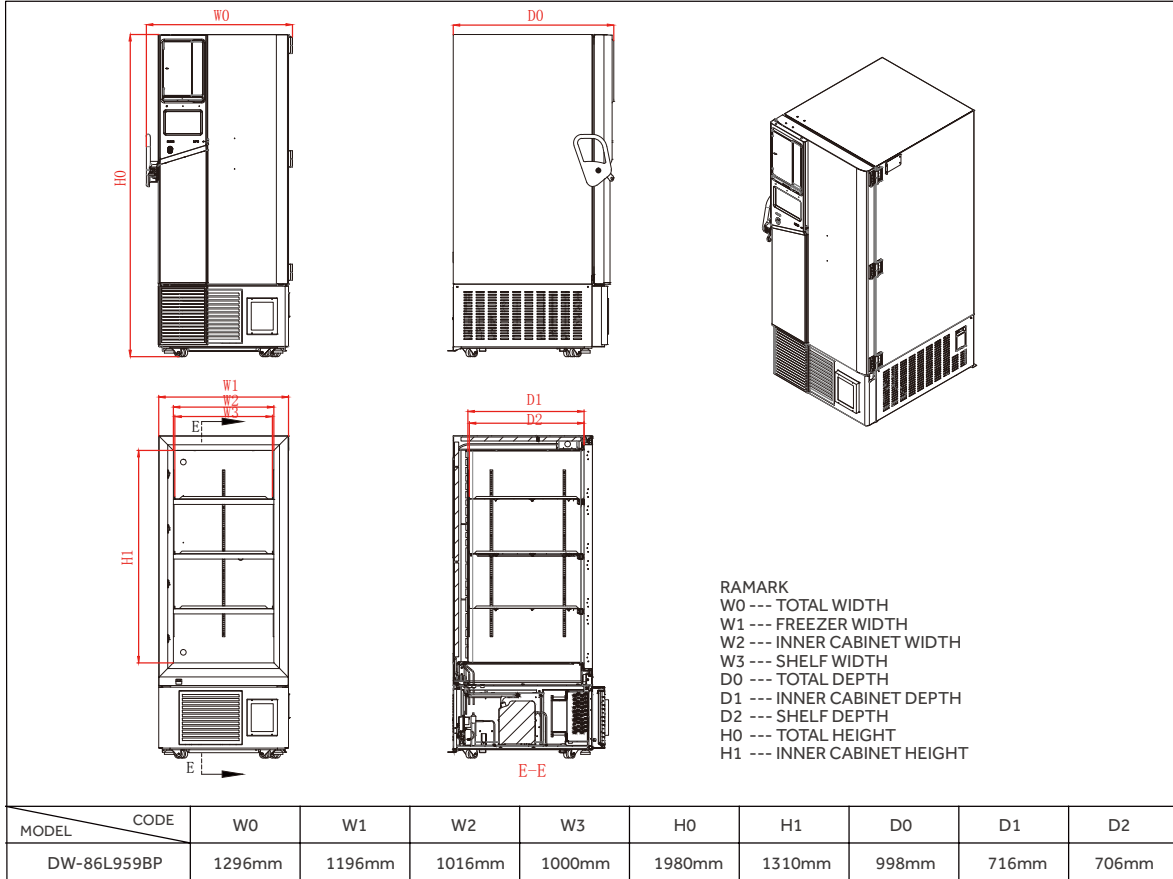
CERTIFICATE

CE

TYPICAL PERFORMANCE CHARACTERISTICS IN 25°C AMBIENT




PRODUCT DIMENSION DRAWINGS

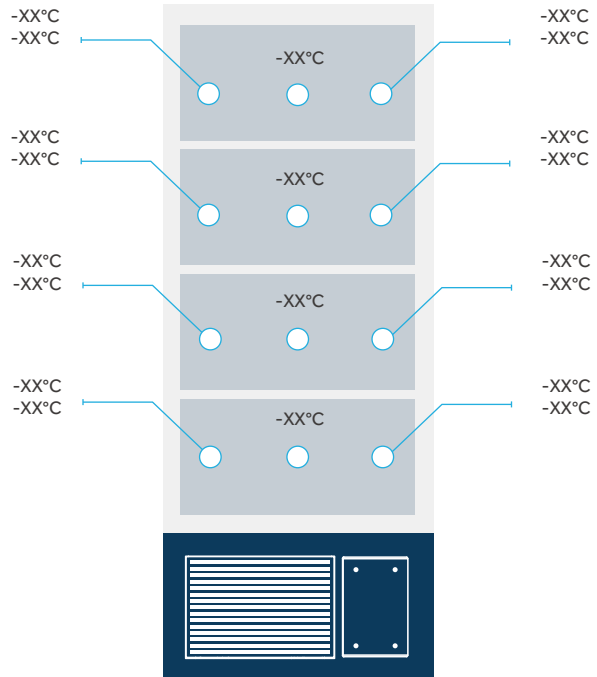


TYPICAL CABINET TEMPERATURE MAP

Top view of shelves



Front view of shelves



°C	1	2	3	4	5	6	7	8	9	10
Max.	-78.1	-77.3	-78.4	-77.5	-78.4	-78.1	-78.5	-78.4	-78.6	-78.9
Min.	-80.4	-80.0	-80.8	-79.7	-80.7	-80.0	-80.4	-80.4	-80.5	-80.8
Avg.	-79.3	-78.7	-79.6	-78.6	-79.6	-79.1	-79.5	-79.4	-79.6	-79.9

°C	11	12	13	14	15	16	17	18	19	20
Max.	-78.9	-79.8	-79.3	-79.2	-79.8	-79.4	-79.3	-79.3	-78.5	-79.1
Min.	-80.7	-81.7	-81.1	-80.8	-81.4	-81.3	-81.6	-81.2	-80.6	-81.0
Avg.	-79.8	-80.8	-80.2	-80.0	-80.6	-80.4	-80.5	-80.3	-79.6	-80.1





WolfLabs

Pricing on any accessories shown can be found by keying the part number into the search box on our website.

The specifications listed in this brochure are subject to change by the manufacturer and therefore cannot be guaranteed to be correct. If there are aspects of the specification that must be guaranteed, please provide these to our sales team so that details can be confirmed.

www.wolflabs.co.uk

Tel : 01759 301142

Fax : 01759 301143

sales@wolflabs.co.uk

Please contact us if this literature doesn't answer all your questions.