

KODAK MXG PLUS Film

Medical X-ray film to be used with all green-emitting intensifying screens

Areas of Application

Quality imaging in General Purpose applications. The KODAK MXG PLUS Film (Medical X-ray Film/General Purpose/Green) gives high quality images and more flexibility in varying processing conditions.

Characteristics

- high sensitivity
- high contrast film (average gradient $\bar{G} = 2.90$)
- high D_{max}
- low base fog

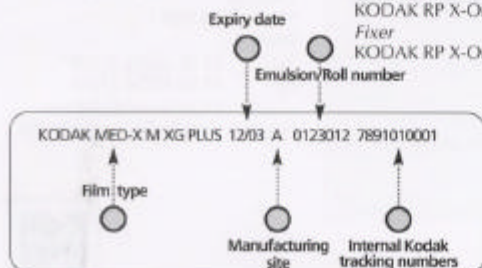
T-GRAIN technology provides:

- improved image sharpness
- good detail resolution
- high stability to varying processing conditions
- high consistency
- good static protection

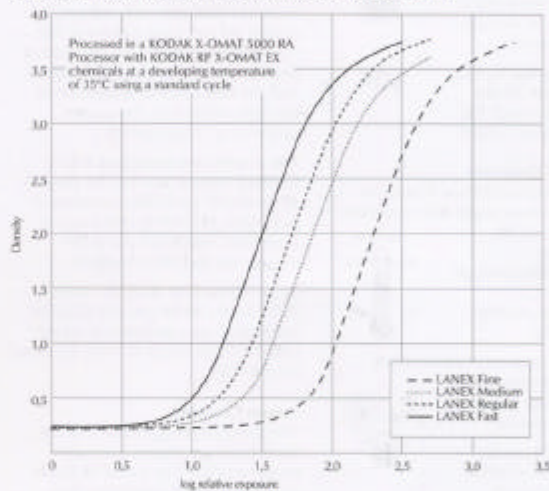
KODAK MXG PLUS is a double-sided medical X-ray film, suitable for use with green emitting intensifying screens such as KODAK LANEX screens or appropriate products from other manufacturers.

Identification on Film Edges

Edge marking is required by the Medical Device Directive. The edges on Kodak films have a special identification that will be visible on processed and non-processed films. The coding is explained below.



Density Curve (in accordance with ISO 9236-1, Tech II)



Processing

KODAK MXG PLUS Film can be processed in all processors for large format X-ray films with a standard processing cycle.

The recommended processing chemicals are:

- For automatic processing
Developers
KODAK X-OMAT LE/HQ,
KODAK RP X-OMAT EX,
KODAK RP X-OMAT
Fixer
KODAK RP X-OMAT LO

- For manual processing
Developers
KODAK LX-24,
KODAK GB-X,
KODAK D-19 Powder

Fixers
KODAK AL-4,
KODAK GB-X,
KODAK Sodium Powder

The KODAK MXG PLUS Film has been tailored for manual processing. It provides good diagnostic quality radiographic images in non ideal exposing and processing conditions.

HEALTH IMAGING



KODAK MXG PLUS Film

Darkroom Lighting

To handle the film under normal darkroom lighting conditions it is recommended to use a 15W lamp and a KODAK GBX-2 safe light filter (red), or an appropriate filter from other manufacturers. The minimum distance from the film is 1.20m.

Labelling

The films should be used before expiration date indicated on the box by a sand clock followed by the year and the month.



LOT followed by the batch code allows tracking through the Kodak supply chain.

LOT

Storage Conditions

The unprocessed films should be kept in a room under the conditions described on the packaging:

- room temperature: 10-24°C
- room humidity: 30-50%



The film must be shielded from X-rays, gamma rays or any other penetrating radiation.



Films must not be stored near a heater or any chemical container, due to possible effects on the film.

Sensitivity S (in accordance with ISO 9236-1, using Tech II)

	KODAK LANEX screens			
	FINE	MEDIUM	REGULAR	FAST
	100	280	400	600
Resolution	12.5	8	7	5.5
<small>(in Lp/mm at a 4% modulation transfer)</small>				
Processing:	KODAK X-OMAT 5000 RA processor with KODAK RP X-OMAT chemicals at a processing temperature of 35°C using a standard cycle.			
Note:	In order to get appropriate results green emitting screens are needed. The results depend on exposure and processing conditions.			

KODAK LANEX Screens

The manufacture of the KODAK X-OMAT Cassette with outwardly curved lid and base enhances the screen/film contact. The creation of ideal contact between the screen and the film reduces dispersion of the light emitted by the screen, optimizing image quality.

The screens are equipped with a resistant surface and can be used in all generally available cassettes, in automatic unloading and loading machines, machines using film magazines and film changers.

As an alternative, KODAK MXG PLUS Film can be used in KODAK Medical X-ray cassettes equipped with KODAK Medical X-ray Screens/ Green 400.

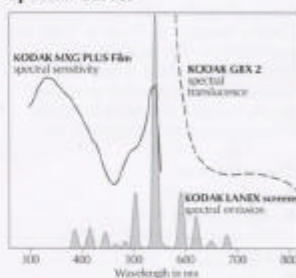
Screen Cleaning

The good cleaning features of the screen surface ensure a constant image quality. The use of KODAK screen cleaner is recommended.

Guarantee

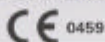
A five-year guarantee is offered on the KODAK screens incorporated in KODAK cassettes.

Spectral Curves



DECLARATION OF CONFORMITY

CE Mark and Audit Body No.



Guidelines Used

93/42/EEC

EU Authorised Representative

KODAK INDUSTRIE
71102 Chalon-sur-Saône
CEDEX
France

For further information please contact your local representative or:

Eastman Kodak Company
Health Imaging
1 Harefield Road
Uxbridge
Middx. UB8 1YD
England

Tel.: 44 (0) 18954-57108
Fax: 44 (0) 18954-57219

e-mail: MediNews@Kodak.com
Internet: www.kodak.com/go/health



Because of our constant endeavor to improve quality and design, modifications may be made to products from time to time. Details of stock availability and specifications given in this publication are subject to change without notice. KODAK, X-OMAT, T-GRAIN and LANEX are trade marks. NFE 984 07/00 G45 021 2/00