

June 2007

HARDWARE



UVIdoc D55 LCD
With motorised zoom

THE ALL INCLUSIVE STAND-ALONE

The stand-alone system with computer performance

- Enables you to do the job in the lab and download your image from the comfort of your office thanks to the easy-share network connection. This protects your office from ethidium bromide contamination that a USB key could cause. The UVIdoc just needs to be installed onto a local network, allowing fast and easy access to image already stored in the system's huge internal memory.
- The unique 12-bit performance delivers a high signal-to-noise ratio, producing perfect imaging for both quantification and publication.
- The complimentary UVIdoc 1D software provides a comprehensive set of image acquisition, enhancement and analysis tools. From molecular weight to colony counting, UVIdoc 1D is perfect for both analysis and gel annotation and editing.



Head of the UVIdoc LCD
with extra large display and motorized zoom

No more queues for documentation

Many laboratories have already discovered the benefits of the UVIdoc speed and simplicity. With zero learning curve and only a few buttons to press, a high quality printout or a saved image can be produced in seconds, making queuing for the darkroom a thing of the past.

The safety, speed and robustness of the UVIdoc have made it an essential tool in many teaching laboratories, the ultimate multi-user environment!

The saturation monitoring function means that UVIdoc can be used by researchers wishing to quantify the images while ensuring no loss of detail from image saturation.

Key features

- Simplicity and versatility
- Very high quality thermal prints
- 12-bit file format for increased dynamic range
- Ideal for multi-user environments
- USB Compact-Flash™ reader
- TIFF or JPEG file formats
- Light saturation of image detectable on monitor or LCD screen
- Fully networkable allowing easy image transfer to a PC
- UVIdoc 1D software
- Saturation monitoring of the live images to ensure fully quantifiable images



UVIdoc D55 darkroom. Pull-out tray with built-in transilluminator

NEW ENHANCED IMAGING SOFTWARE

Getting the word out

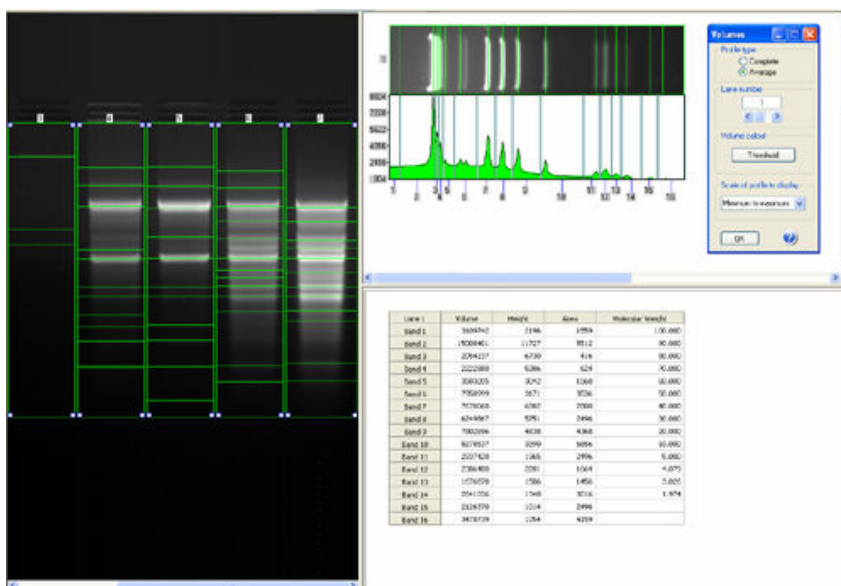
Highlight important features with text and symbols. The software helps you to annotate and illustrate your image.

Creating vibrant images

Enhance your image with the extensive and readily available set of tools such as multiple colour channels, cropping and image additions.

Needing to quantify or measure?

Just add a calibration marker for reference or measure the volumes to determine the quantity with our simple 1-2-3 approach.




Clear and straight forward 1D UVIdoc software

SIZE MATTERS

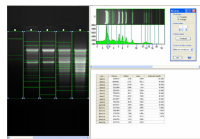


Camera & optics



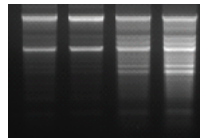
Sony scientific grade camera with electronically variable shutter speed
 0,5 Megapixels
 12-bit performance (4 096 grey levels)
 Dynamic range: 4.0 OD
 Super-high sensitivity
 6 times optical zoom

Software



UVIdoc 1D software
 Image enhancement, annotation and illustration.
 3 image analysis modules:
 - 1D Molecular weight (MW, volume, intensity, ...)
 - Colony counting
 - Distance calculation (RF, IEF, ...)

Applications



- 1D nucleic acid
- 1D protein gel
- Microtitration plate or array
- Petri dish imaging
- Flash imaging

Options

- Transilluminator : UV surface: 26x21 or 20x20cm
- UV-PURE transilluminator or standard transilluminator.
- Single or dual wavelength available
- UV to white light or UV to blue conversion screen
- Advanced UVI-Band or UVI-BandMap software

TAYLOR YOUR SYSTEM

UViDoc D55 LCD



Motorised scientific zoom lens
Extra large LCD display
Integrated imaging control unit
3-position filter slide

Say no to plastic!
Steel and stainless steel darkroom
Epoxy-painted for chemical
resistance
Black body imaging grade

Smart control panel with UV
security option

Full imaging grade darkroom
Complete black imaging body

Roll-out transilluminator
UV-PURE option
UV security timer
Single (312nm) or dual
wavelengths (312 & 365nm) for
preparative work

UViDoc D55 XD



Scientific manual zoom lens
High resolution video monitor
3-position filter slide

Say no to plastic!
Steel and stainless steel darkroom
Epoxy-painted for chemical
resistance
Black body imaging grade

Smart control panel with UV
security option

Full imaging grade darkroom
Complete black imaging body

Roll-out transilluminator
UV-PURE option
UV security timer
Single (312nm) or dual
wavelengths (312 & 365nm) for
preparative work

Optional video monitor (not
included)