

June 2007

HARDWARE



PLATINUM D77




PLATINUM D55


## THE POWER MACHINE

### Massive specifications for the highest performance gel doc system

- Highest performance gel doc systems available
- 2 Megapixels / FireWire connection
- Massive 14-bit performance (16 384 grey levels)
- 1 inch sensor: extreme sensitivity for the faintest fluorescence sample
- Dynamic range up to 4 orders of magnitude
- 10 times optical zoom
- Patent pending UVI-PURE technology available
- Superb quality camera filter optimised for ethidium bromide
- "One touch" fully automated image acquisition program
- Customise your own system with our wide variety of darkrooms and options
- Biofluorescence and multiplexing ready



Platinum high resolution imaging enables the user to see more details on the gel and improves analysis accuracy



Low resolution system contains less information



Zoom x5  
Resolution means more quantification data



Zoom X5

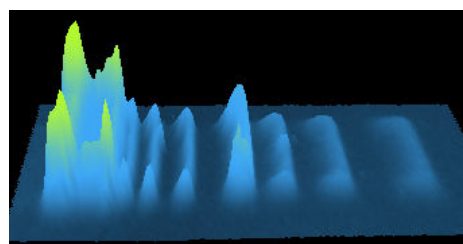


Image as understood by the computer: high precision of detail


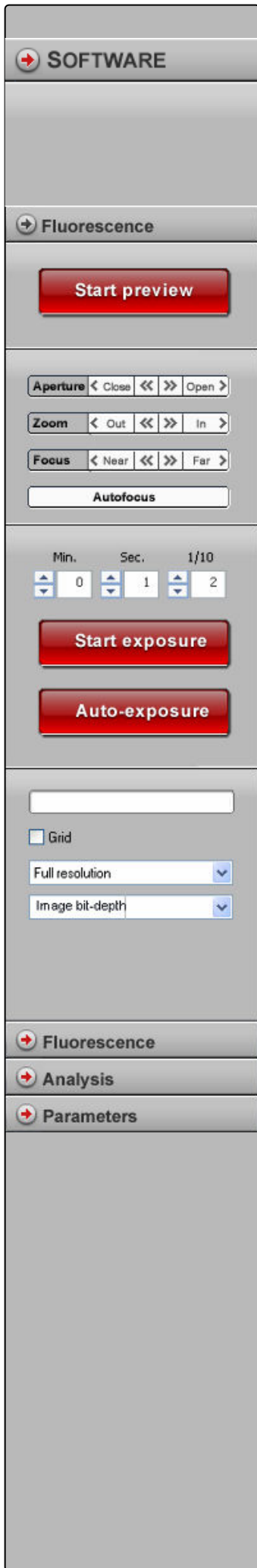
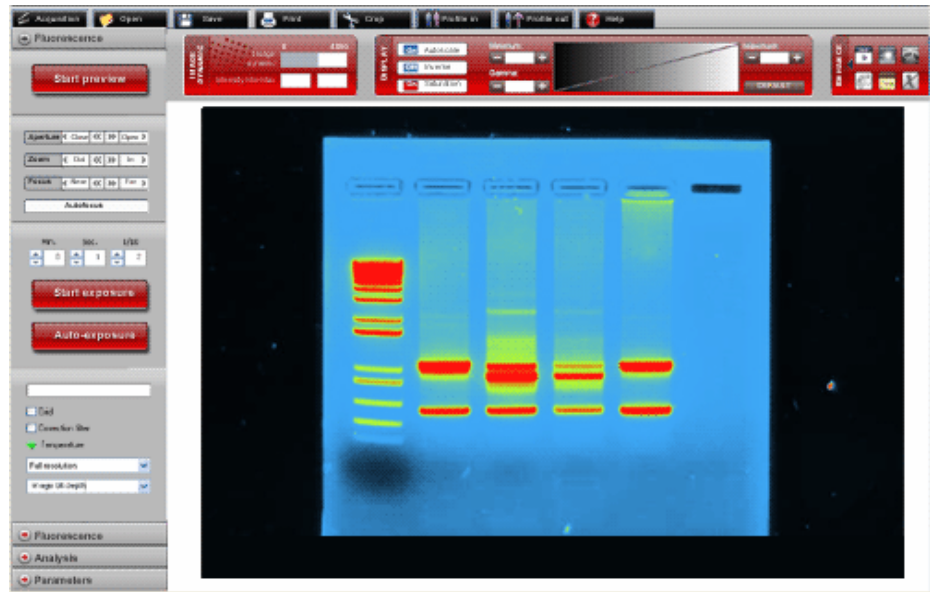


Image as understood by the computer: low precision



## NEW ENHANCED IMAGING SOFTWARE



### Your gel on live!

Our live preview mode ensures quick and easy sample positioning and fine focus.

### Getting the word out

Highlight important features with text and symbols. The software helps you to annotate and illustrate your image.

### Your kid could do it!

Start with a predefined set-up then optimize it for your particular technique. Name it, save it and then recall it for usage next time.

### Create vibrant images

Enhance your image with the extensive and readily available set of tools such as multiple colour channels, cropping and image additions.


### Need to quantify or measure?

Just add a calibration marker for reference or measure the volumes to determine the quantity with our simple 1-2-3 approach.

**SIZE MATTERS**



**Camera & optics**

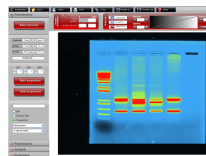


2 Megapixels  
 14-bit performance (16 384 grey levels)  
 Dynamic range: 4.8 OD  
 Extreme sensitivity

Scientific grade camera with electronically variable shutter speed  
 2/3 of inch sensor  
 Pixel size: 7.4 x 7.4 microns  
 Patent pending UVI-VIEW camera technology

FireWire super-fast connection  
 6 times optical zoom

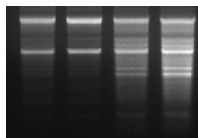
**Software**



Platinum 1D software  
 "One touch" fully automated image acquisition program  
 Image enhancement, annotation and Illustration.

- 3 image analysis modules:
- 1D Molecular weight (MW, volume, intensity, ...)
  - Colony counting
  - Distance calculation (RF, IEF, ...)

**Applications**




- 1D nucleic acid
- 1D protein gel
- Microtitration plate or array
- Multiplexing samples
- Plant or bioluminescent samples
- Petri dish imaging
- Flash imaging

**Options**

- Transilluminator : UV surface: 26x21 or 20x20cm
- UV-PURE transilluminator or standard transilluminator.
- Single or dual wavelength available
- Manual or motorized zoom lens
- UV to white light or UV to blue conversion screen
- Advanced UVI-Band or UVI-BandMap software



**Platinum D77**



**Platinum D55**

## TAYLOR YOUR SYSTEM

### PLATINUM D77



Manual or motorised zoom lens options  
Patented focusing assistant  
Auto-focus mode for motorised zoom lens option

Multi-position filter wheel to cover virtually all applications

Say no to plastic!  
Steel and stainless steel darkroom  
Epoxy-painted for chemical resistance  
Black body imaging grade

6 illumination options  
Bio-fluorescence and multiplexing ready – optional Epi-Bright  
Multi-wavelength epi-illumination source

Smart control panel with UV security option

Full imaging grade darkroom  
Complete black imaging body

Roll-out transilluminator  
UV-PURE option  
UV security timer

### PLATINUM D55



Manual or motorised zoom lens options  
Patented focusing assistant  
Auto-focus mode for the motorised zoom lens option

3 positions filter slide

Say no to plastic!  
Steel and stainless steel darkroom  
Epoxy-painted for chemical resistance

Smart control panel with UV security option

Full imaging grade darkroom  
Complete black imaging body

Roll-out transilluminator  
UV-PURE option  
UV security timer  
Single (312nm) or dual wavelengths (312 & 365nm) for preparative work