



NICKEL-ELECTRO Ltd.

Manufacturers of laboratory, medical and clinical equipment.

Oldmixon Crescent, Weston-super-Mare,
North Somerset, BS24 9BL, United Kingdom.

Tel: +44 (0)1934 626691
Fax: +44 (0)1934 630300

Email: clifton@nickel-electro.co.uk
www.nickel-electro.co.uk

Your local dealer is:



THE *Clifton* RANGE



NICKEL-ELECTRO Ltd.



Welcome To Nickel-Electro

Nickel-Electro is a wholly independent, family owned company, based in the South West of England. We design and manufacture the well known Clifton Range of temperature controlled equipment and instrumentation, which includes unstirred, stirred, shaking baths, digital hotplates and the innovative Duobaths. Trading since 1941, continued investment and development has established Nickel-Electro as a leading manufacturer of laboratory instrumentation.

In addition Nickel-Electro manufactures a comprehensive range of laboratory consumables in a variety of materials including aluminium, stainless steel and nickel. This complements the Clifton Range and provides our customers with a single source of many types of laboratory equipment.


We carry out all manufacturing processes in our own factory to ensure that the highest standards of quality control are strictly adhered to and that lead times are closely monitored. This ensures a flexible and fast response to changing demands.

We also operate an in-house toolmaking division, which guarantees flexibility in design, rapid production and the continuity of our manufacturing process.

Our commitment to all round high standards of product excellence and quality is demonstrated by our accreditation to ISO9002 since 1991.

NE030 series of Centrifuges

UNIVERSAL ROTOR - ANGLE HEAD



Rotor Cat. No. R030-1

Tube	angle 55°				
Max speed	5000rpm				
Tube capacity	15ml	12ml	10ml	7ml	5ml
Max number of tubes	8	8	8	8	8
Tube adaptor Cat. No.	-	-	T030-5	T030-1	T030-2
Tube dims	ø17x120mm	ø17x100mm	ø17x100mm	ø17x100mm	ø17x75mm
Max radius	100mm	100mm	100mm	98mm	85mm
Max RCF	2800g	2800g	2800g	2740g	2375g

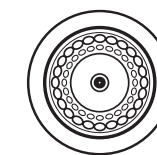
UNIVERSAL ROTOR - ANGLE HEAD



Rotor Cat. No. R030-2

Tube	angle 55°				
Max speed	5000rpm				
Tube capacity	15ml	12ml	10ml	7ml	5ml
Max number of tubes	6	12	12	12	12
Tube adaptor Cat. No.	-	-	T030-6	T030-3	T030-4
Tube dims	ø16x120mm	ø16x100mm	ø16x100mm	ø12x100mm	ø12x75mm
Max radius	100mm	100mm	100mm	98mm	85mm
Max RCF	2800g	2800g	2800g	2740g	2375g

HIGH SPEED ROTOR - ANGLE HEAD ROTOR



Rotor Cat. No. R030-3

Tube	angle 45°			
Max speed	13000rpm			
Tube capacity	0.25ml	1.5ml	-	-
Max number of tubes	24	24	-	-
Tube dims	ø6x30mm	ø11x40mm	-	-
Max radius	65mm	80mm	-	-
Max RCF	12280g	15120g	-	-

HIGH SPEED - HAEMATOCRIT ROTOR

Rotor Cat. No. R030-4

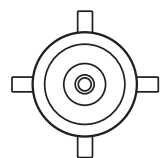
Max speed	13000rpm
Tube capacity	24 glass tubes
Tube dims	ø1.2x75mm
Max radius	92mm
Max RCF	17380g

N.B. Rotors can be autoclaved

ACCESSORIES | CENTRIFUGES

NE010 series of Centrifuges


UNIVERSAL ROTOR - ANGLE HEAD



Rotor Cat. No. R010-1

Max speed	2800rpm			
Tube capacity	15ml > 12ml	7ml	5ml	3ml
Max number of tubes	4	4	4	4
Tube adaptor Cat. No.	-	-	T010-1 ■	T010-1 ■
Tube dims ●	ø17x110mm	ø13x110mm	ø13x95mm	ø10x95mm
Max radius	110mm	110mm	100mm	100mm
Max RCF	1000g	1000g	880g	880g
Adaptor	-	-	green	grey

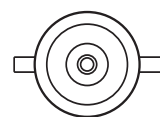
UNIVERSAL ROTOR - ANGLE HEAD



Rotor Cat. No. R010-2

Max speed	2800rpm			
Tube capacity	15ml > 12ml	7ml	5ml	3ml
Max number of tubes	8	8	8	8
Tube adaptor Cat. No.	-	-	T010-1 ■	T010-1 ■
Tube dims ●	ø17x110mm	ø13x110mm	ø13x95mm	ø10x95mm
Max radius	123mm	123mm	115mm	115mm
Max RCF	1100g	1100g	1000g	1000g
Adaptor	-	-	green	grey

UNIVERSAL ROTOR - SWING OUT




Rotor Cat. No. R010-3

Max speed	2800rpm
Tube capacity	50ml
Max number of tubes	2
Tube dims ●	ø30x120mm
Max radius	135mm
Max RCF	1200g

● Maximum Tube Dimension for Capped or Uncapped Tubes

N.B. R010 series accessories not suitable for NE 010G



CENTRIFUGES

MICRO NE000
TARGA NE010
INTERLOCK NE010
INTERLOCK, ANALOGUE NE020
INTERLOCK, DIGITAL NE030

CENTRIFUGES

NE000 series, Micro

A compact personal Micro Centrifuge designed for micro tubes or PCR strips for simple and quick spins.

Using reliable and proven motor technology providing a smooth and quiet operating compact micro centrifuge. With a small footprint and easy method of rotor removal for cleaning or fitting accessory rotors. It comes supplied with rotor as standard which accepts 0.5 and or 1.5ml micro tubes.



Cat. No.	NE 000G/I
Operation	Rotor activated on speed selection
Max speed	2000 - 8000rpm
Rotor type	Angle head
Tube Capacity	0.5 and 1.5ml micro tubes
Max number tubes	6 each size
Max RCF	4000g
Overall, dims	Lid closed 175w x 220d x 140hmm
	Lid open 175w x 220d x 320hmm
Voltage	100 - 230V

Features Include:

- Lid interlock whilst rotor is energised
- Quiet and smooth operation
- Speed control variable up to 8000rpm
- Dynamic braking
- Ideal for quick spin downs
- Easy to use
- Suitable for micro filter cell separations and HPLC samples
- Durable chassis
- Non slip feet for stability and safety



NE030 series, Interlock, Digital

Featuring a highly specified centrifuge which is suitable for daily use at an affordable price.

A bench top centrifuge with wipe clean control panel, touch pad controls and digital display, broad speed range and in-built safety monitoring system. Featuring "active lid cooling" making it suitable for biological separations and sampling which can suffer heat damage. The active cooling draws fresh air in from outside and expels warm air from the rotor assembly through the back of the lid. Supplied without a rotor, enabling the right head to be chosen for the application, from micro to conical tubes.

With safety features such as automatic rotor imbalance alarm and rotor recognition limiting the maximum permissible speed.

Easy to use with digital display of speed, acceleration, braking and time settings. In use the centrifuge has the added convenience of an audible alarm at the end of the timed period.



Cat. No.	NE 030GT/I
Operation	Timer
Max speed	500 - 13000rpm
Rotor type	Angle head ■
Timer	6 - 60mins
Braking/acceleration	1 - 9 levels
Overall, dims	Lid closed 275w x 330d x 240hmm
	Lid open 275w x 330d x 670hmm
Rating	400W
Voltage	230V, 50-60Hz

■ Accessory rotor - see page 11

Features Include:

- Easy to read digital display
- Brake and acceleration control
- Touch button controls
- Speed and time setting
- Wipe clean chemical resistant control panel
- Active cooling system to reduce thermal shock
- Powder painted body providing a durable finish



ACCESSORIES

ANGLE HEAD

Rotor Cat. No. R000-1

Max speed	8000rpm
Tube capacity	1.5ml
Max number of tubes	12

Rotor Cat. No. R000-2

Max speed	8000rpm
Tube capacity	PCR strip
Max number	2 strips

Refer to accessories for

Tube Capacity

Max number tubes

Tube Dims

Max radius

Max RCF

CENTRIFUGES

NE020 series, Interlock, Analogue

This centrifuge is ideal for clinical applications and is supplied with a fixed angle head rotor for test tubes.

Durable design with safety lid interlock



Features Include:

- Variable rotor speed and timer
- Selected rotor speed constantly monitored and maintained
- Electronic timer
- Safety lid interlock
- Easy to use
 - set time and speed
 - push button to start or stop process
- Warning indicators for rotation and lid unlocked
- Non slip feet

Cat. No.	NE 020GT/I
Operation	Timer
Max speed	500 - 3500rpm
Rotor type	Angle head●
Tube Capacity	15ml
Max number tubes	6
Tube dims	ø17 x 120mm
Max radius	120mm
Max RCF	1300g
Timer	0 - 30mins
Overall, dims	Lid closed 340w x 290d x 225hmm
	Lid open 361w x 435d x 515hmm
Rating	100W
Voltage	230V, 50Hz

● No accessory rotors available

NE010 series, Targa

The Targa Centrifuge is designed specifically for the education market being a low cost, low energy product.

Constructed with a durable steel body for safety with four-place swing out rotor complete with removable buckets.



Features Include:

- Maintaining finger pressure on the push button operates the centrifuge and locks the lid in position
- The rotor can only be energised when the lid is correctly closed and locked
- A viewing window in the lid enables the rotor motion to be observed
- Releasing finger pressure de-energies the rotor
- Rotor energised warning indicator



Cat. No.	NE 010G
Operation	Rotor activated push button
Max speed	2800rpm
Rotor type	Swing out●
Tube Capacity	15ml
Max number tubes	4
	ø17 x 100mm
	ø13 x 75mm with green adaptors
	ø10 x 75mm with grey adaptors
Max radius	130mm
Max RCF	1100g
Overall, dims	Lid closed 361w x 400d x 320hmm
	Lid open 361w x 415d x 720hmm
Rating	100W
Voltage	100 - 230V

● No accessory rotors available

- Easy wipe clean bowl with no crevices
- Rotor can be removed for easy cleaning

CENTRIFUGES

NE010 series, Interlock

This range consists of two models constructed with a steel body with four-plate swing out rotor complete with removable aluminum buckets. Each version has safety interlock, which prevents the lid being opened until the rotor is at rest.

An additional safety feature ensures that in the case of power failure the lid remains in the locked position. The product can only be operated if the lid is correctly closed and locked in position.



Cat. No.	NE 010G/I
Operation	Rotor activated push button
Max speed	2800rpm
Rotor type	Swing out ▲
Tube Capacity	15ml
Max number tubes	4
Max Tube dims	ø17 x 105mm ▲ ● ø13 x 95mm with green adaptors ▲ ● ø10 x 95mm with grey adaptors ▲ ●
Max radius	135mm
Max RCF	1200g
Timer	-
Overall, dims	Lid closed 361w x 400d x 320hmm Lid open 361w x 415d x 720hmm
Rating	100W
Voltage	100 - 230V

■ Accessory rotors - see page 10 ● Uncapped Tubes ▲ Supplied with Centrifuge

Features Include:

- Control panel has a series of indicator lamps
 - for rotor on, lid locked and rotor run down



- Maintaining finger pressure on the push button operates the centrifuge and locks the lid in position
- Releasing finger pressure de-energies the rotor, but the lid remains locked until the rotor is at rest

Accessory - Options ■
-
-
Angle Heads
3 > 50ml
2 > 8
Tube dimensions: range extended for capped tubes.
See page 10
See page 10
-
-
-
-

Features Include:

- Control panel has a series of indicator lamps
 - for rotor on, lid locked and rotor run down



- Timer allows variable rotor operation up to 30 mins
 - push button activates timer, illuminated
 - lid remains locked until rotor is at rest



Cat. No.	NE 010GT/I
Operation	Timer
Max speed	2800rpm
Rotor type	Swing out ▲
Tube Capacity	15ml
Max number tubes	4
Max Tube dims	ø17 x 105mm ▲ ● ø13 x 95mm with green adaptors ▲ ● ø10 x 95mm with grey adaptors ▲ ●
Max radius	135mm
Max RCF	1200g
Timer	0 - 30mins
Overall, dims	Lid closed 361w x 400d x 320hmm Lid open 361w x 415d x 720hmm
Rating	100W
Voltage	100 - 230V

■ Accessory rotors - see page 10 ● Uncapped Tubes ▲ Supplied with Centrifuge

Accessory - Options ■
-
-
Angle Heads
3 > 50ml
2 > 8
Tube dimensions: range extended for capped tubes.
See page 10
See page 10
-
-
-
-