


Trucks & Trolleys

This comprehensive range of trucks and trolleys has been carefully developed for a host of different applications and to give you the best possible choice of materials, designs, wheel arrangements and sizes.

Many are food approved so that you can transport any goods safely. They're also very easy to clean so that they stay bright and attractive. Choose Mailbox Mouldings International for the most advanced designs that take the strain out of your materials handling problems.



Product Selector

Depth, and or capacity, are important criteria when selecting a product. Therefore, all the trucks and trolleys in this section are in capacity order, ranging from 65 to 1100 litres and listed below in height order.

MODEL No **DIMENSIONS** **HEIGHT** **PAGE**

MOULDED TRUCKS

R930	605 x 510	540	64/65
E967	900 x 660	600	64/65
E950	965 x 381	609	62/63
E930	812 x 475	609	62/63
E910	660 x 457	635	62/63
E940	660 x 609	635	62/63
R950T	875 x 710	635	62/63
R920	610 x 370	660	62/63
R921	610 x 470	660	62/63
R204	610 x 370	660	64/65
R205	610 x 470	660	64/65
E970	680 x 460	660	64/65
R206	610 x 570	660	64/65
R932	600 x 510	686	64/65
E969	930 x 460	700	64/65
E968	970 x 670	710	64/65
R952T	1320 x 710	730	62/63
E920	609 x 457	736	62/63
E972	1290 x 700	740	64/65
R247	1000 x 690	750	62/63
E292	1030 x 665	815	66/67
R510	1220 x 535	1800	66/67

MOULDED TRUCKS WITH METAL FRAMES

X304THC	1160 X 690	790	70/71
X302THC	980 x 580	825	70/71
R91	1510 x 760	850	68/69
E765THC	1320 x 800	860	70/71
E756THC	1320 x 880	860	70/71
E770THC	1700 x 890	880	70/71
E701THC	1120 x 710	900	70/71
E749 THC	1240 x 800	950	70/71
R91ST	1510 x 760	1040	68/69
R89	1680 x 780	1070	68/69
R31	1920 x 880	1150	68/69
R89ST	1680 x 780	1270	68/69
R31ST	1920 x 880	1340	68/69

TROLLEYS

C4401	825 x 520	225	66/67
H64	365 x 300	600	72/73
H124	578 x 365	600	72/73
C4510	760 x 405	820	66/67
C4520	915 x 610	820	66/67
H184	575 x 365	845	72/73
H201	915 x 610	870	72/73
C3424	785 x 455	950	66/67
C4091	1030 x 510	960	66/67
B11	780 x 530	990	66/67
H3338	500 x 455	1230	72/73
H6338	900 x 500	1260	72/73
H111	860 x 590	1820	72/73

DOLLIES

MODEL No.	SUITABLE FOR	PAGE
E1353	X353/4/5/6	74
E1104	M104 & M118	74
U101	Round bins dia 360-525mm	74
R202	Euro containers 600 x 400mm	74
U100	Euro containers 600 x 400mm	74
U106	Euro containers 600 x 400mm	74
U2800	Euro containers 600 x 400mm	74
H211	M111, M211 & M311	74
U108	Euro containers 800 x 600mm	74
R912	Tower range (Euro stacking)	74
R864	Swift security & distribution range	
	M712, M713, M716, M717	
	M718, M719 & M2602	74



All products within this section are food approved unless otherwise stated.

The internal dimensions (length and width) are taken at the base.

PREVIOUS

INDEX

NEXT PAGE



All products on this spread are not food approved

R920

Ext. Dim. 610 x 370 x 660mm **Int. Dim.** 510 x 270 x 570mm
Capacity: 65 litres **Material:** MDPE **Weight:** 4.1 Kgs
Colours: Brown **Lid Ref:** T204 Blue tinted, half sliding lid,PET, 1.2 Kgs
Additional Details: 50mm Nylon swivel castors, FC1 arrangement.

R921

Ext. Dim. 610 x 470 x 660mm **Int. Dim.** 510 x 370 x 570mm
Capacity: 89 litres **Material:** MDPE **Weight:** 4.7 Kgs
Colours: Brown **Lid Ref:** T205 Blue tinted, half sliding lid,PET, 1.5 kgs
Additional Details: 50mm Nylon swivel castors, FC1 arrangement.

E910

Ext. Dim. 660 x 457 x 635mm **Int. Dim.** 550 x 350 x 550mm
Capacity: 134 litres **Material:** LDPE **Weight:** 7.0 Kgs
Colours: Blue **Lid Ref:** -
Additional Details: 50mm Nylon swivel castors, FC1 arrangement.

E920

Ext. Dim. 609 x 457 x 736mm **Int. Dim.** 500 x 350 x 660mm
Capacity: 151 litres **Material:** LDPE **Weight:** 6.1 Kgs
Colours: Blue **Lid Ref:** -
Additional Details: 50mm Nylon swivel castors, FC1 arrangement.

E950

Ext. Dim. 965 x 381 x 609mm **Int. Dim.** 860 x 265 x 549mm
Capacity: 166 litres **Material:** LDPE **Weight:** 7.0 Kgs
Colours: Blue **Lid Ref:** -
Additional Details: 50mm Nylon swivel castors, FC1 arrangement.

E930

Ext. Dim. 812 x 475 x 609mm **Int. Dim.** 700 x 345 x 545mm
Capacity: 167 litres **Material:** LDPE **Weight:** 6.0 Kgs
Colours: Blue **Lid Ref:** -
Additional Details: 50mm Nylon swivel castors, FC1 arrangement.

E940

Ext. Dim. 660 x 609 x 635mm **Int. Dim.** 570 x 510 x 560mm
Capacity: 187 litres **Material:** LDPE **Weight:** 7.1 Kgs
Colours: Blue **Lid Ref:** -
Additional Details: 50mm Nylon swivel castors, FC1 arrangement.

R950T

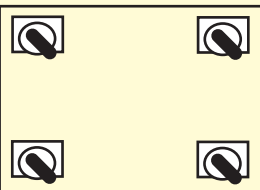
Ext. Dim. 875 x 710 x 635mm **Int. Dim.** 665 x 510 x 475mm
Capacity: 227 litres **Material:** MDPE **Weight:** 13.7 Kgs
Colours: Natural **Lid Ref:** R8950 Drop on lid,
Natural, MDPE, 3.3Kgs
Additional Details: Plastic baseboard support 100mm Nylon heavy duty castors, FC2 arrangement.

R247

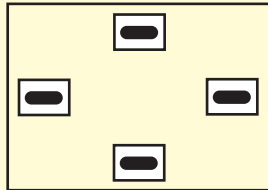
Ext. Dim. 1000 x 690 x 750mm **Int. Dim.** 840 x 540 x 600mm
Capacity: 315 litres **Material:** MDPE **Weight:** 11.0 Kgs
Colours: Green **Lid Ref:** -
Additional Details: 100mm heavy duty castors, BC1 arrangement castors fixed to 4mm ply base board

R952T

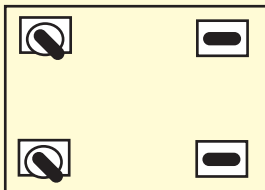
Ext. Dim. 1320 x 710 x 730mm **Int. Dim.** 1120 x 515 x 570mm
Capacity: 446 litres **Material:** MDPE **Weight:** 22.8 Kgs
Colours: Natural **Lid Ref:** R8952 Drop on lid,
Natural, MDPE, 3.3Kgs
Additional Details: Plastic baseboard support 100mm Nylon heavy duty castors, FC2 arrangement.



FC1 4 swivel castors



BC1 4 fixed castors.



FC2 2 fixed and 2 swivel castors. Pushed from the swivel end.

NB Care must be taken in the selection of rectangular trucks where liquids might be stored. Our sales team is available for advice.

62

SIXTY TWO

NON FOOD APPROVED TRUCKS

Capacity 65 litres to 315 litres



Mailbox Help Line 0161-330 5577 Ireland 01-839 3596

Web site: www.mailboxmouldings.co.uk



R247

R920

R921

Below and right - shows the base and castor fixing arrangement from both inside and outside model **R247**





E940

E920

E950



E910

E930



R950T

R952T



Above- Smooth snag free surfaces and anti jam nesting stops are a feature of all the above models in the main shot.

[PREVIOUS](#)

[INDEX](#)

[NEXT PAGE](#)

R204
Ext. Dim. 610 x 370 x 660mm **Int. Dim.** 510 x 270 x 570mm
Capacity: 65 litres **Material:** MDPE **Weight:** 6.8 Kgs
Colours: Natural **Lid Ref:** T204 Blue tinted, half sliding lid, PET, 1.2 Kgs sloping
Additional Details: 63mm Nylon castors, FC1 arrangement.

R205
Ext. Dim. 610 x 470 x 660mm **Int. Dim.** 510 x 370 x 570mm
Capacity: 89 litres **Material:** MDPE **Weight:** 7.5 Kgs
Colours: Natural **Lid Ref:** T205 Blue tinted, half sliding lid, PET, 1.5 kgs sloping
Additional Details: 63mm Nylon castors, FC1 arrangement.

R930
Ext. Dim. 605 x 510 x 540mm **Int. Dim.** 520 x 435 x 430mm
Capacity: 115 litres **Material:** MDPE **Weight:** 6.1 Kgs
Colours: Natural **Lid Ref:** R8930 Drop on lid, Natural, MDPE, 1.1 Kgs
Additional Details: 50mm Nylon castors, FC2 arrangement.

R932
Ext. Dim. 600 x 510 x 686mm **Int. Dim.** 500 x 410 x 580mm
Capacity: 131 litres **Material:** MDPE **Weight:** 8.2 Kgs
Colours: Natural **Lid Ref:** R8932 Drop on lid, Natural, MDPE, 1.3 Kgs
Additional Details: 63mm Nylon castors, FC2 arrangement.

E970
Ext. Dim. 680 x 460 x 660mm **Int. Dim.** 530 x 305 x 580mm
Capacity: 135 litres **Material:** MDPE **Weight:** 8.3 Kgs
Colours: Blue, Red, Orange, Green, Yellow and Natural **Lid Ref:** E8970 Drop on lid, Blue, Red, Orange, Green, Yellow and Natural, MDPE, 1.0 Kgs
Additional Details: 63mm Nylon castors, FC1 arrangement.

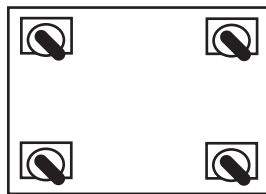
R206
Ext. Dim. 610 x 570 x 660mm **Int. Dim.** 510 x 470 x 570mm
Capacity: 142 litres **Material:** MDPE **Weight:** 8.7 Kgs
Colours: Natural **Lid Ref:** T206 Blue tinted half sliding lid, PET, 1.8 Kgs, sloping
Additional Details: 63mm Nylon castors, FC1 arrangement.

E969
Ext. Dim. 930 x 460 x 700mm **Int. Dim.** 810 x 350 x 610mm
Capacity: 214 litres **Material:** MDPE **Weight:** 10.5 Kgs
Colours: Blue, Red, Orange, Green, Yellow and Natural **Lid Ref:** E8969, Drop on lid, Blue, Red, Orange, Green, Yellow and Natural, MDPE, 1.6 Kgs
Additional Details: 63mm Nylon castors, FC1 arrangement.

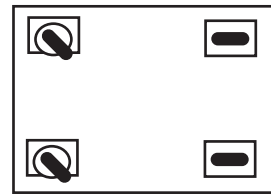
E967
Ext. Dim. 900 x 660 x 600mm **Int. Dim.** 780 x 530 x 510mm
Capacity: 227 litres **Material:** MDPE **Weight:** 12.0 Kgs
Colours: Blue, Red, Orange, Green, Yellow and Natural **Lid Ref:** E8967, Drop on lid, Blue, Red, Orange, Green, Yellow and Natural, MDPE, 2.2 Kgs
Additional Details: 100mm Nylon or rubber castors, FC2 arrangement.

E968
Ext. Dim. 970 x 670 x 710mm **Int. Dim.** 830 x 520 x 610mm
Capacity: 304 litres **Material:** MDPE **Weight:** 15.6 Kgs
Colours: Blue, Red, Orange, Green, Yellow and Natural **Lid Ref:** E8968, Drop on lid, Blue, Red, Orange, Green, Yellow and Natural, MDPE, 3.0 Kgs
Additional Details: 100mm Nylon or rubber castors, FC2 arrangement.

E972
Ext. Dim. 1290 x 700 x 740mm **Int. Dim.** 1140 x 520 x 610mm
Capacity: 450 litres **Material:** MDPE **Weight:** 22.5 Kgs
Colours: Blue, Red, Orange, Green, Yellow and Natural **Lid Ref:** E8972, Drop on lid, Blue, Red, Orange, Green, Yellow and Natural, MDPE, 4.0 Kgs
Additional Details: 100mm Nylon or rubber castors, FC2 arrangement.



FC1 4 swivel castors



FC2 2 fixed and 2 swivel castors. Pushed from the swivel end.

NB Care must be taken in the selection of rectangular trucks where liquids might be stored. Our sales team is available for advice.

64
 SIXTY FOUR

MOULDED TRUCK RANGE

Capacity 65 litres to 450 litres



Mailbox Help Line 0161-330 5577 Ireland 01-839 3596

Web site: www.mailboxmouldings.co.uk



[PREVIOUS](#)

[INDEX](#)

[NEXT PAGE](#)

Above - shows model **E970** nested and emphasises the smooth snag free rounded corners.

R510 Laundry Truck
Ext. Dim. 1220 x 535 x 1800mm **Int. Dim.** -
Capacity: 1100 litres **Material:** MDPE **Weight:** 64 Kgs
Colours: Blue **Lid Ref:** -
Additional Details: 160mm blue non marking rubber swivel castors, the two at the towing end have a foot brake, the trailing two can be directionally fixed by means of a foot pedal. Castors fastened to body through powder coated mild steel chassis. Pull down blue PVC coated curtain. Aperture size 1020 x 1360mm, 4 inboard hand holes, tubular handles and tow bars are optional.

E292 Security Truck
Ext. Dim. 1030 x 665 x 815mm **Int. Dim.** 920 x 550 x 595mm
Capacity: 320 litres **Material:** LDPE **Weight:** 32.5 Kgs
Colours: Blue **Lid Ref:** Attached and hinged
lockable by hasp and staple. Handle on lid with restraining cord.
Additional Details: 100mm Nylon castors, BC1 arrangement fixed to 10mm ply base board. Board fixed through body with stainless steel bolts. Actual aperture clearance 880 x 530mm.



E292

B11
Ext. Dim. 780 x 530 x 990mm
Material: PP
container. Tubular
steel aluminised finish
trolley.
Weight: 64 Kgs
Colours: Silver
frame.
Additional Details:
100mm swivel rubber castors.
Trolley holds
2 x W4 containers in Red or Grey.

C3424
Ext. Dim. 785 x 455 x 950mm
Capacity: 90.5 Kgs loaded
Material: Aluminium/PP **Weight:** 11 Kgs
Colours: Beige/Silver **Lid Ref:** -
Additional Details: 100mm non marking swivel rubber castors

C4091
Ext. Dim. 1030 x 510 x 960mm
Capacity: 45 Kgs load per shelf
Material: Aluminium/PP **Weight:** 16.8 Kgs
Colours: Grey **Lid Ref:** -
Additional Details: 100mm non marking swivel rubber castors

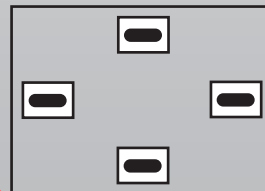
C4510
Ext. Dim. 760 x 405 x 820mm
Capacity: 181 Kgs load max. 90.5 Kgs per shelf
Material: PP **Weight:** 12.3 Kgs
Colours: Grey **Lid Ref:** -
Additional Details: C4597 Additional shelf for C4510 Trolley,
4.8 Kgs, 125mm non marking rubber castors, 2 fixed, 2 swivel

C4520
Ext. Dim. 915 x 610 x 820mm
Capacity: 181 Kgs load max. 90.5 Kgs per shelf
Material: PP **Weight:** 17.3 Kgs
Colours: Grey **Lid Ref:** -
Additional Details: C4598 Additional shelf for C4520 Trolley,
5.9 Kgs, 125mm non marking rubber castors, 2 fixed, 2 swivel

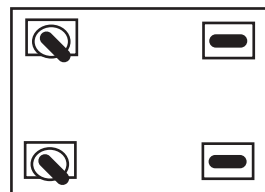
C4401
Ext. Dim. 825 x 520 x 225mm
Capacity: Load upto 181.5 Kgs
Material: HDPE **Weight:** 9.0 Kgs
Colours: Grey/Black **Lid Ref:** -
Additional Details: 125mm nylon castors, FC2 arrangement.



R510



BC1 4 fixed castors



FC2 2 fixed and 2 swivel castors. Pushed from the swivel end.



Tubular handles shown right are an optional extra for the **R510** laundry truck

66
SIXTY SIX

LAUNDRY/SECURITY TRUCKS & TROLLIES



Mailbox Help Line 0161-330 5577 Ireland 01-839 3596

Web site: www.mailboxmouldings.co.uk

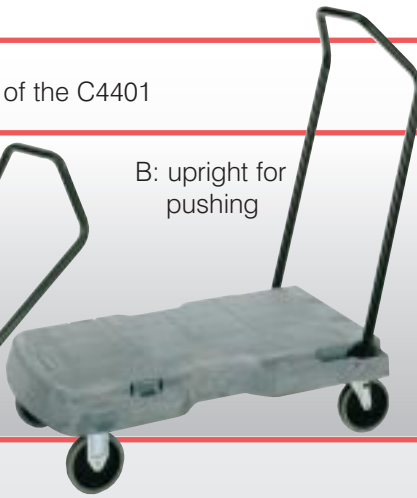
Below: Three handle positions of the C4401

A: angled for pulling




C4401

B: upright for pushing



C: flat for use as a dolly or for ease of carrying



C4510



C4091

C3424



**Left: C4597
Additional shelf
for C4510 trolley**



C4520

B11



[PREVIOUS](#)

[INDEX](#)

[NEXT PAGE](#)

R91

Ext. Dim. 1510 x 760 x 850mm **Int. Dim.** 1270 x 660 x 660mm
Capacity: 383 litres **Material:** LDPE **Weight:** 40 Kgs
Colours: Blue or Yellow body **Lid Ref:** -
Frame: Black/silver epoxy coated mild steel
Additional Details: 2 x 200mm Rubber tyred wheels, 2 x 75mm Nylon swivel castors

R91ST

Ext. Dim. 1510 x 760 x 1040mm **Int. Dim.** 1270 x 660 x 660mm
Capacity: 383 litres **Material:** LDPE **Weight:** 108 Kgs
Colours: Blue or Yellow body **Lid Ref:** -
Frame: Black/silver epoxy coated mild steel
Additional Details: Self tipping frame assisted by rocker system and release lever. 130mm Nylon castors, FC2 Arrangement, 150 x 70mm box section for fork truck entry

R89

Ext. Dim. 1680 x 780 x 1070mm **Int. Dim.** 1420 x 660 x 860mm
Capacity: 660 litres **Material:** LDPE **Weight:** 57 Kgs
Colours: Blue or Yellow body **Lid Ref:** -
Frame: Black/silver epoxy coated mild steel
Additional Details: 2 x 330mm Rubber tyred wheels at front, 2 x 130mm rubber swivel castors at rear

***R89ST**

Ext. Dim. 1680 x 780 x 1270mm **Int. Dim.** 1420 x 660 x 860mm
Capacity: 660 litres **Material:** LDPE **Weight:** 115 Kgs
Colours: Blue or Yellow body **Lid Ref:** -
Frame: Black/silver epoxy coated mild steel
Additional Details: Self tipping frame assisted by rocker system and release lever. 130mm Nylon castors, FC2 Arrangement, 150 x 70mm box section for fork truck entry

R31

Ext. Dim. 1920 x 880 x 1150mm
Int. Dim. 1630 x 740 x 910mm
Capacity: 850 litres **Material:** LDPE **Weight:** 74 Kgs
Colours: Blue or Yellow body **Lid Ref:** -
Frame: Black/silver epoxy coated mild steel
Additional Details: 2 x 330mm Rubber tyred wheels at front, 2 x 130mm rubber swivel castors at rear

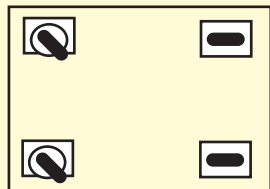
***R31ST**

Ext. Dim. 1920 x 880 x 1340mm **Int. Dim.** 1630 x 740 x 910mm
Capacity: 850 litres **Material:** LDPE **Weight:** 135 Kgs
Colours: Blue or Yellow body **Lid Ref:** -
Frame: Black/silver epoxy coated mild steel
Additional Details: Self tipping frame assisted by rocker system and release lever. 130mm Nylon castors, FC2 Arrangement, 150 x 70mm box section for fork truck entry

NB weights indicated are for body and frame combined.
 Individual weights are as follows:

Model	Body	Frame	ST Frame
R91	17 Kgs	23 Kgs	41 Kgs
R89	21 Kgs	36 Kgs	94 Kgs
R31	33 Kgs	41 Kgs	102 Kgs

* Not shown



FC2 2 fixed and 2 swivel castors. Pushed from the swivel end.

R89

Left - Fabricated lids are available on request for all tipper versions. (Shown is the hinged type. Drop on type is also available).

68

SIXTY EIGHT



Mailbox Help Line 0161-330 5577 Ireland 01-839 3596

Web site: www.mailboxmouldings.co.uk

TIPPER TRUCKS

Capacity 383 litres to 850 litres



R31

R91



R91ST

Left - **R91ST** Tipper truck shown with self tipping mechanism and box section for fork truck entry.

[PREVIOUS](#)

[INDEX](#)

[NEXT PAGE](#)

X302 THC

Ext. Dim. 980 x 560 x 825mm **Int. Dim.** 900 x 500 x 380mm
Capacity: 145 litres **Material:** MDPE **Weight:** 24.0 Kgs
Colours: Natural **Lid Ref:** -
Additional Details: Includes H302THC chassis in Black/Silver epoxy coated mild steel 17.4 Kgs, 100mm nylon FC2 castor arrangement

X304 THC

Ext. Dim. 1160 x 690 x 790mm **Int. Dim.** 1080 x 600 x 380mm
Capacity: 198 litres **Material:** MDPE **Weight:** 26.4 Kgs
Colours: Natural **Lid Ref:** -
Additional Details: Includes H304THC chassis in Black/Silver epoxy coated mild steel 19.0 Kgs, 100mm nylon FC2 castor arrangement

E701 THC

Ext. Dim. 1120 x 710 x 900mm **Int. Dim.** 870 x 570 x 610mm
Capacity: 320 litres **Material:** LDPE **Weight:** 36.5 Kgs
Colours: Natural **Lid Ref:** E8701 Drop on lid,
 LDPE, Natural, 4.0 Kgs
Additional Details: Includes H701THC chassis in Black/Silver epoxy coated mild steel 22.0 Kgs, 150 and 125mm nylon wheels, BC3 arrangement

E765 THC

Ext. Dim. 1320 x 800 x 860mm **Int. Dim.** 990 x 640 x 600mm
Capacity: 415 litres **Material:** LDPE **Weight:** 41.5 Kgs
Colours: Natural **Lid Ref:** -
Additional Details: Includes H765THC chassis in Black/Silver epoxy coated mild steel 20.5 Kgs, 150 and 125mm nylon wheels, BC3 arrangement

E756 THC

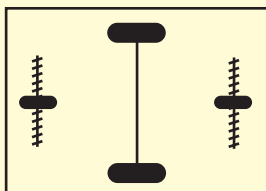
Ext. Dim. 1320 x 880 x 860mm **Int. Dim.** 990 x 740 x 600mm
Capacity: 446 litres **Material:** LDPE **Weight:** 42.5 Kgs
Colours: Natural **Lid Ref:** -
Additional Details: Includes H756THC chassis in Black/Silver epoxy coated mild steel 21.0 Kgs, 150 and 125mm nylon wheels, BC3 arrangement

E749 THC

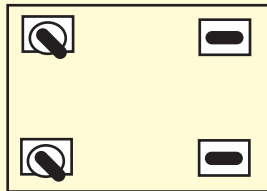
Ext. Dim. 1240 x 800 x 950mm **Int. Dim.** 990 x 660 x 690mm
Capacity: 468 litres **Material:** LDPE **Weight:** 47.0 Kgs
Colours: Natural **Lid Ref:** E8749 Drop on lid,
 LDPE, Natural, 4.0 Kgs
Additional Details: Includes H749THC chassis in Black/Silver epoxy coated mild steel 25.5 Kgs, 150 and 125mm nylon wheels, BC3 arrangement

E770 THC

Ext. Dim. 1700 x 890 x 880mm **Int. Dim.** 1350 x 730 x 610mm
Capacity: 643 litres **Material:** LDPE **Weight:** 49.0 Kgs
Colours: Natural **Lid Ref:** -
Additional Details: Includes H770THC chassis in Black/Silver epoxy coated mild steel 27.5 Kgs, 150 and 125mm nylon wheels, BC3 arrangement. Body has a dish base for ease of draining



BC3 2 fixed centre wheels. 2 sliding end wheels



FC2 2 fixed and 2 swivel castors. Pushed from the swivel end.

**E770 THC****X304 THC**

CHASSIS TRUCKS

Capacity 145 litres to 643 litres



Mailbox Help Line 0161-330 5577 Ireland 01-839 3596

Web site: www.mailboxmouldings.co.uk



E701 THC

E749 THC

X302 THC



E765 THC

E756 THC



[PREVIOUS](#)

[INDEX](#)

[NEXT PAGE](#)

H64
Ext. Dim. 365 x 300 x 600mm
Capacity: 6 x T4 Trays **Material:** Epoxy coated mild steel
Weight: 12.0 Kgs
Colours: Black **Lid Ref:** -
Additional Details: Castor arrangement FC1 4 Swivel, 50mm non-marking castors, White PP work top

H124
Ext. Dim. 578 x 365 x 600mm
Capacity: 12 x T4 Trays **Material:** Epoxy coated mild steel
Weight: 19.8 Kgs
Colours: Black **Lid Ref:** -
Additional Details: Castor arrangement FC1 4 Swivel, 50mm non-marking castors, White PP work top

H184
Ext. Dim. 575 x 365 x 845mm
Capacity: 18 x T4 Trays **Material:** Epoxy coated mild steel
Weight: 27.8 Kgs
Colours: Black **Lid Ref:** -
Additional Details: Castor arrangement FC1 4 Swivel, 75mm non-marking castors, White PP work top

H201
Ext. Dim. 915 x 610 x 870mm
Capacity: 10 x M200 Trays*
Material: Epoxy coated mild steel
Weight: 32.6 Kgs
Colours: Black **Lid Ref:** -
Additional Details: Castor arrangement FC1 4 Swivel, 100mm non-marking castors, White PP work top

H3338
Ext. Dim. 500 x 455 x 1230mm
Capacity: 3 x X338 Containers**
Material: Epoxy coated mild steel or stainless steel.
Weight: 12.0 Kgs
Colours: Black/Silver **Lid Ref:** -
Additional Details: Castor arrangement FC1 4 Swivel, 75mm Nylon castors

H6338
Ext. Dim. 900 x 500 x 1260mm
Capacity: 6 x X338 Containers**
Material: Epoxy coated mild steel or stainless steel.
Weight: 22.0 Kgs
Colours: Black/Silver **Lid Ref:** -
Additional Details: Castor arrangement FC1 4 Swivel, 100mm Nylon castors

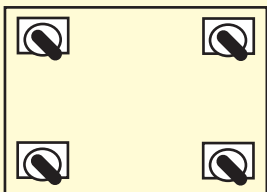
H111
Ext. Dim. 860 x 590 x 1820mm
Capacity: 16 x M111 Trays***
Material: Epoxy coated mild steel or stainless steel.
Weight: 44.0 Kgs
Colours: Black/Silver **Lid Ref:** -
Additional Details: Castor arrangement FC1 4 Swivel, 100mm Nylon castors

T4 A4 paper size tray
Ext. Dim. 355 x 241 x 64mm **Int Dim** 295 x 222 x 45mm
Capacity: 2.92 Litres **Material:** PP **Weight:** 0.26Kgs
Colours: Red, Yellow, Blue and Green
Additional Details: Nests and cross stacks

*See page 16/17 for details of M201

**See page 55 for details of X338

***See page 12/13 for details of M111



FC1 4 swivel castors.

Most trolleys are now available in a choice of stainless steel or epoxy coated mild steel.



H6338

Above - Frame for 6 x X338 illustrated. Frames for other Mailbox models available upon request subject to quantity.

H3338

Right - T4 Tray illustrated nested and cross stacked



T4

TROLLEYS

H64
H124

H111

H201



H184

H124

H64



Left - **H124** shown without castors. All trolleys available as racks without castors.

[PREVIOUS](#)

[INDEX](#)

[NEXT PAGE](#)

R912 Stacking Euro dolly
OA Dim. 800 x 610 x 210mm
Capacity: - **Material:** MDPE **Weight:** 7.7 Kgs
Colours: Grey **Lid Ref:** -
Additional Details: 100mm Nylon castors, FC2 arrangement. Moulded in carrying handles. Suits Tower Euro stacking range. (2 stacks of 600 x 400mm or 4 of 400 x 300mm). Detachable handle R863 also available in Red, MDPE, 2.3 Kgs

R864 Stacking Euro dolly
OA Dim. 800 x 610 x 210mm
Capacity: - **Material:** MDPE **Weight:** 7.7 Kgs
Colours: Grey
Additional Details: 100mm Nylon castors, FC2 arrangement. Moulded in carrying handles. Suits Security and Swift distribution containers M712/3/6/7/8/9 and M2602. Detachable handle R863 also available in Red, MDPE, 2.3 Kgs

U108 Euro dolly
OA Dim. 830 x 630 x 155mm
Capacity: - **Material:** Anodised Aluminium frame, ABS corners **Weight:** 4.3 Kgs
Colours: Grey/Red
Additional Details: 100mm Swivel castors, FC1 arrangement. Suits all containers of 800 x 600mm dimensions

E1104
OA Dim. 650 x 395 x 130mm
Capacity: - **Material:** MDPE **Weight:** 4.6 Kgs
Colours: Black
Additional Details: 4 x 63mm Nylon castors, FC1 arrangement. Suits all stacking trays M104 and M118

E1353 Round dolly
OA Dim. 425 x 145mm
Capacity: - **Material:** MDPE **Weight:** 1.4 Kgs
Colours: Black
Additional Details: 3 x 50mm Nylon castors. Suits X353/4/5/6 round bins

R202 Euro dolly
OA Dim. 650 x 450 x 180mm
Capacity: - **Material:** MDPE **Weight:** 5.0 Kgs
Colours: Grey
Additional Details: 63mm Nylon swivel castors, FC1 arrangement. Suits all containers of 600 x 400mm dimensions

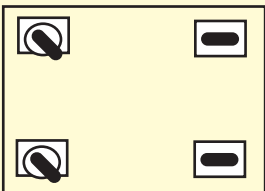
U2800 Euro dolly
OA Dim. 613 x 413 x 186mm
Capacity: - **Material:** ABS **Weight:** 4.2 Kgs
Colours: Yellow
Additional Details: 100mm nylon swivel castors, FC2 arrangement. Suits most 600 x 400mm stack/nest and stacking containers.

U100 Euro dolly
OA Dim. 600 x 400mm
Capacity: - **Material:** Mild steel epoxy coated **Weight:** 7.7 Kgs
Colours: Black/Silver
Additional Details: 100mm Nylon swivel castors, FC1 arrangement. Suits all containers of 600 x 400mm dimensions

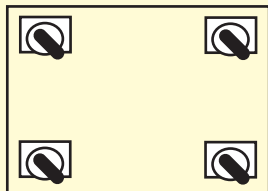
U101 Expandable dolly
OA Dim. Min 360mm dia Max 525mm dia
Capacity: - **Material:** Mild steel **Weight:** 3.1 Kgs
Colours: -
Additional Details: 50mm Nylon swivel castors. This expandable dolly suits circular bins of base diameter of 360mm to 525mm

H211
OA Dim. 790 x 480 x 140mm
Capacity: - **Material:** Mild steel epoxy coated **Weight:** 8.9 Kgs
Colours: Black/Silver
Additional Details: 75mm Swivel castors, FC1 arrangement. Suits all stacking trays M111, M211 and M311

U106 Euro dolly
OA Dim. 630 x 430 x 155mm
Capacity: - **Material:** ABS **Weight:** 2.9 Kgs
Colours: Red, Blue, Yellow and Green
Additional Details: 100mm swivel castors, FC1 arrangement. Suits all containers of 600 x 400mm dimensions. U107 pushing handle also available.



FC2 2 fixed and 2 swivel castors. Pushed from the swivel end.



FC1 4 swivel castors

AdditionalDetails:

Dollies made to size to suit most of the containers in the Mailbox range are available in both the epoxy coated mild steel style or using ABS corners and cut to length aluminium profile shown opposite



Mailbox Help Line 0161-330 5577 Ireland 01-839 3596
 Web site: www.mailboxmouldings.co.uk



R863 Handle

U108

R912 Dolly for Euro stacking range
R864 Dolly for M712/3/6/7/8/9 & M2602



E1104

E1353

R202

U101

U100



H211

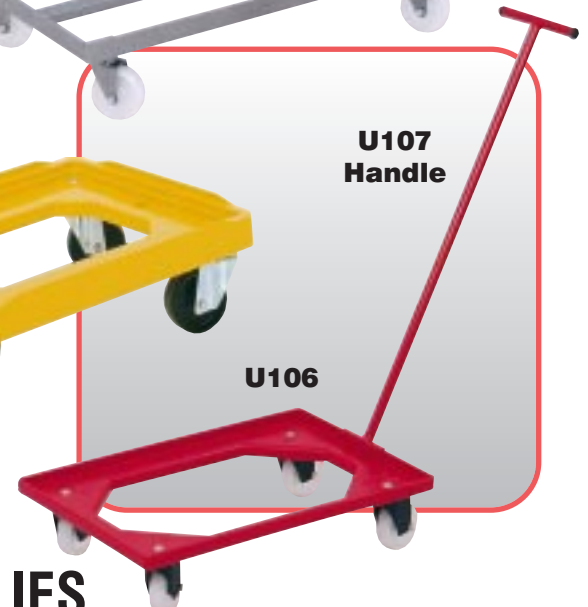


U2800



U107 Handle

U106



DOLLIES