



The Hettich Cyto System

The Hettich Cyto System

The Hettich Cyto System provides cytologists with an extensive range of accessories to prepare high-quality cyto sediments from the most diverse body fluids.

Benefits of the Hettich Cyto System include:

- **Low purchase costs**

The Hettich Cyto System fits in all Hettich benchtop centrifuges. A simple exchange of carriers will quickly transform a conventional laboratory centrifuge into a “cyto centrifuge”.

- **Easy assembly**

All cyto inserts can be assembled quickly and easily.

- **Valuable time savings**

With large-volume cyto chambers, samples of 8 ml or 2 x 8 ml can be processed – making cell enrichment, as part of an additional process step, often unnecessary.

- **Optimal cell yield**

Using the two-step process, cells are not lost during sedimentation, because the cyto chamber is hermetically sealed with the slide. The drying process takes place in a second centrifugation step, with the cells already adhering to the slide.

- **Targeted preparation of dry or wet sediments**

This guarantees successful staining!


- **First-class customer support**

Instructions on preparing cyto sediments from the following fluids can be requested at no cost:

- Liquor cerebrospinalis
- Bronchial washings (BAL)
- Pleural effusions
- Ascitic fluids
- Urine


Moreover, our application specialists will be glad to answer any questions you may have.

Angle chambers



The angle chambers enable dry sediments to be prepared in a single centrifuging operation. They are particularly suitable for cell-rich samples of small volume.

Angle chambers are available in three sizes, ensuring optimal suitability to sample cell content. The wide opening of the chamber allows easy charging.



Assembly of a complete cyto insert with suspension **1680** for angle chambers

Cyto chambers



One-funnel chambers

You can choose the right cyto chamber for any sample from a selection of four different chamber sizes. We recommend **1 ml chambers** for small-volume samples of low cell content, e.g. liquor cerebrospinalis, **2 or 4 ml chambers** for cell-rich samples, such as pleural effusions, ascitic fluids and bronchial washings, and **8 ml chambers** for large-volume samples such as urine.



Multi-funnel chambers

Multi-funnel chambers are ideal if more sample sediments are required for special analysis (e.g. tests with different antibodies). By combining the 4-funnel chamber with the slide carrier for 2 chambers, up to 8 individual sediments per slide can be prepared.

Cyto insert with fastening slider



Two different cyto chambers with a volume of 1 x 8 ml or 2 x 8 ml are available for this system. A key advantage is that also for the use of 2 x 8 ml chambers, the identification space on the slide can be used.




To assess 1 million cells, e.g. for the detection of tumour cells, the double-chamber for 2 x 8 ml (2 x 240 mm²) is especially well suited.



The two-tier frame **5280** lends itself for the use of cyto accessories in large benchtop or floorstanding centrifuges. Up to 16 cyto sediments can be prepared per run.

Slide carriers



- 1) Slide carrier for 1 chamber **1662** with fastening ring for conventional cyto chambers and angle chambers.
- 2) Slide carrier with fastening for 2 chambers **1670** for conventional cyto chambers. Not suited for angle chambers.
- 3) Slide carrier for 1 chamber **1470** with fastening slider for specially designed cyto chambers.

Filter cards

A variety of suitable filter cards for the preparation of dry sediments are available.







Assembly of a complete cyto insert with suspension **1660** for cyto chambers

Ordering information

Angle chambers

Angle chambers for slide carrier 1662



Suitable for suspension 1680

Angle chambers			
Area in mm ²	30	60	120
Ø in mm	6.2	8.7	12.4
Cat. No.	1671	1672	1673
Filter cards			
Cat. No.	1696	1697	1698

Cyto chambers

Cyto chambers for slide carrier 1470









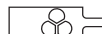





suitable for suspensions 1660, 1452 and frame 5280

Cyto chambers		
Capacity in ml	8	2 x 8
Area in mm ²	240	2 x 240
Ø in mm	17.5	2 x 17.5
Cat. No.	1471	1475

Cyto chambers

Cyto chambers for slide carrier 1662 and slide carrier for 2 chambers 1670

Suitable for suspensions 1660, 1452 and frame 5280

Cyto chambers						
Capacity in ml	1	2	4	8	3 x 2	4 x 1
Area in mm ²	30	60	120	240	3 x 60	4 x 30
Ø in mm	6.2	8.7	12.4	17.5	3 x 8.7	4 x 6.2
Cat. No.	1663	1664	1665	1666	1667	1668
Filter cards for 1662						
Cat. No.	1675		1676		1677	1678
Filter cards for 1670						
Cat. No.	1692		1691		1694	1693

Application possibilities

	4-place rotor	6-place rotor	8-place rotor
ROTOFIX 32 A	1624 + 1660 or 1680	1626 + 1660 or 1680	1648 + 1680
UNIVERSAL 320/320 R	1624 + 1660 or 1680 1494 + 1452	1626 + 1660 or 1680	1648 + 1680
ROTINA 38/38 R	1724 + 1452 1798 + 5051 + 5280	1726 + 1660 or 1680	1748 + 1660 or 1680
ROTINA 420/420 R	4754 + 1452 4753 + 5051 + 5280		4758 + 1660 or 1680
ROTANTA 460/460 S 460 R/460 RS	5624 + 5628 + 5220-A + 2 x 5280 5694 + 5051 + 5280	4446 + 5051 + 5280	
ROTIXA 50 S/50 RS		4296 + 5051 + 5280	

Slide carriers



Slide carrier with fastening slider
Cat. No. 1470



Slide carrier with fastening ring
Cat. No. 1662



Slide carrier for 2 chambers
Cat. No. 1670

Suspensions



Lid
Cat. No. 1661



Suspension
Cat. No. 1660



Suspension
Cat. No. 1680



Suspension
Cat. No. 1452

Two-tier frame



Cat. No. 5280

Andreas Hettich GmbH & Co. KG

Föhrenstr. 12
D-78532 Tuttlingen
Germany

www.hettichlab.com
info@hettichlab.com
service@hettichlab.com

Phone +49 (0)7461 / 705 -0
Fax +49 (0)7461 / 705 -122

National Sales: -200
International Sales: -201
National Service: -202
International Service: -203