







Choosing the right pipette

Mechanical Pipette Selection Guide			
Functions	mLINE®	Proline Plus®	Proline®
Fully autoclavable	x	x	
Optiload	All models	Multi channels only	
Safe-Cone filters	x	x	x
Filter ejector	x		
Thermal insulation	x	x	
Volume locking	x	click stops	click stops
Pipetting force *2	12 N	15 N	20 N
Weight *2	77 g	82 g	84 g
Colour coding on display	x	x	
Colour coding caps	x		x*1
ID tags	x		
Biohit 6 place carousel stand	x	x	x
Proline 5 place carousel stand			x
Biohit Linear stand	x	x	x
Pipette holder	x	x*1	x
Warranty	3 years	3 years	3 years
CE / IVD marked	x	x	x
Starter Kits available	x	x	

*1 Available as accessories

*2 1000 µl / 1-channel model

Electronic Pipette Selection Guide			
Functions	ePET®	Proline®	eLINE®
(P) Pipetting	x	x	x
(d) Multiple Dispensing	x	x	x
(dd) Diluting ¹	x	x	x
(rP) Reverse Pipetting ²		x	x
(Sd) Sequenced Dispensing ³		x	x
(Pm) Manual Pipetting ⁴			x
(Ad) Automated Dispensing			x
(SA) Multi-Aspirating ⁵		x	x
Custom Programmability			x
Post Delivery Mixing	x	x	x
Speed Selection	5 speeds	5 speeds	9 speeds
Manual Tip Ejection	x	x	
Electronic Tip Ejection			x
Autoclavable lower part ⁶			x
AC/DC Charging Adapter	Included		Optional
Charging Stand (Holds 1 pipette)		x	x
Charging Carousel (Holds 4 pipettes)		x	x
Linear stand	x		x
Warranty	2 years	2 years	2 years
CE / IVD marked	x	x	x

Notes:

¹ (dd) Available on all models except the 1200 µl multichannel Proline,

² (rP) Available on all models except the 1200 and 5000 µl Proline el.,

³ (Sd) Only on the 1200 and 5000 µl Proline el. and all eLINES,

⁴ (Pm) Available in 1-ch eLINE only,

⁵ (SA) Only on the 1200 µl Proline el. and all eLINES.

⁶ Except multichannel 1200 models